

DRAWING NUMBER
9880-678-MADA

SIZE
A

SCALE:
NONE

DATE:
1-31-19

APPROVED BY:
PJ

CHECKED BY:
PJ

DRAWN BY:
MW

FIGURE NUMBER
9880-678-MADA

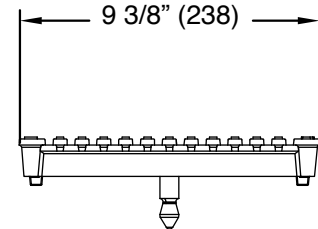
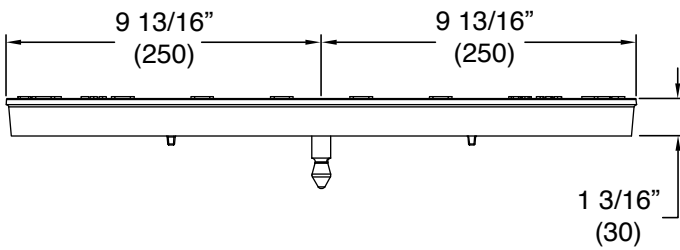
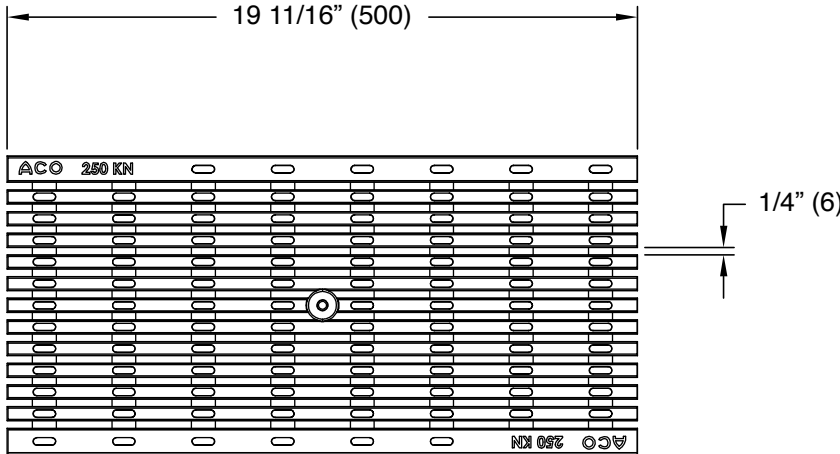
WE CAN ASSUME NO RESPONSIBILITY FOR USE OF SUPERSEDED OR VOID DATA

DIMENSIONS ARE SUBJECT TO MANUFACTURERS TOLERANCE AND CHANGE WITHOUT NOTICE

9880-678-MADA DUCTILE IRON HEELPROOF ADA COMPLIANT GRATE SPECIFICATION SHEET



FUNCTION: ADA compliant design minimizes high heel hazard and large debris collection. Heavy loads and frequent traffic. ADA compliant. For use in 10" wide non-Powerlok trench drains. Secured with Quicklok locking devices.



| TECHNICAL CHARACTERISTICS | |
|---------------------------|------------------|
| | 1/2 meter |
| Weight | 22 lbs |
| Intake Area | 60.6 Sq In |
| Percent Opening | 33% |
| Material | Ductile Iron |

Heavy Duty, DIN 19580/EN 1433 Class C
 56,000 lbs - 1,162 psi, for commercial pneumatic tire traffic patterns, forklifts and tractor trailers.

| REV. | DATE | DESCRIPTION | BY | CKD. BY |
|------|------|-------------|----|---------|
| | | | | |

| | |
|---------------|-------------------|
| WEIGHT POUNDS | VOLUME CUBIC FEET |
| | |

FIGURE NUMBER
9880-678-MADA