

FIGURE NUMBER	9667	DRAWN BY:	TBW	CHECKED BY:	PJ	APPROVED BY:	PJ	DATE:	3-30-15	SCALE:	NONE	SIZE	A	DRAWING NUMBER	s9667	E
---------------	-------------	-----------	-----	-------------	----	--------------	----	-------	---------	--------	------	------	---	----------------	-------	---

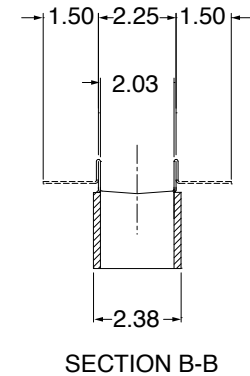
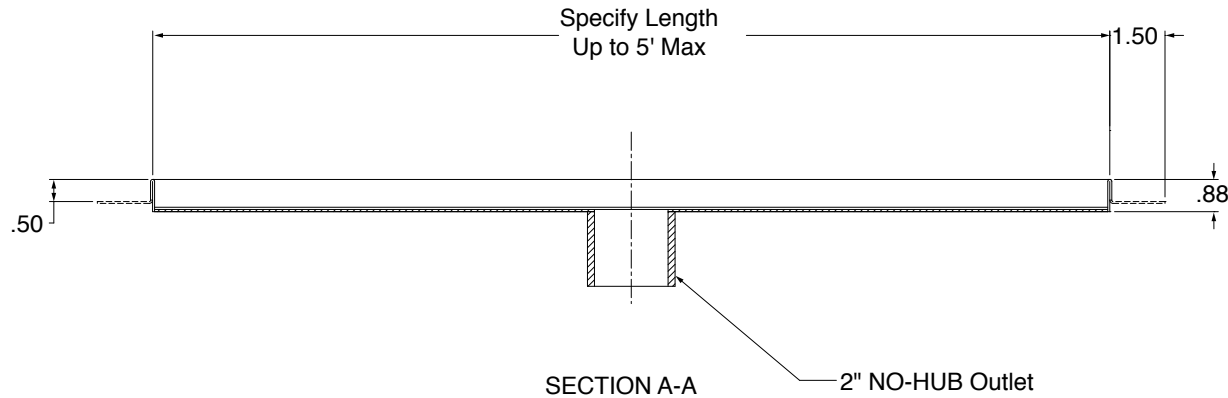
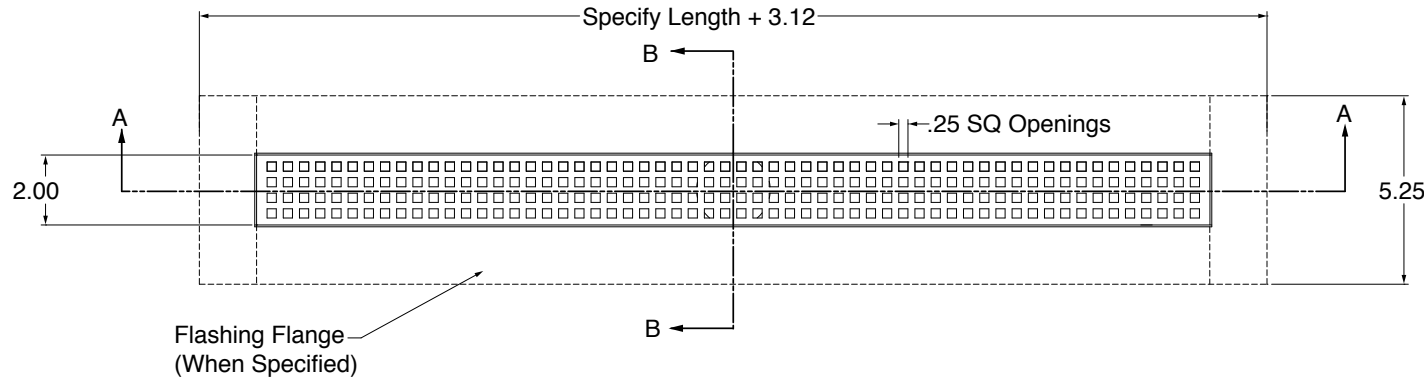
DIMENSIONS ARE SUBJECT TO MANUFACTURER'S TOLERANCE AND CHANGE WITHOUT NOTICE.

WE CAN ASSUME NO RESPONSIBILITY FOR USE OF SUPERSEDED OR VOID DATA.

Fine-Line[®] STAINLESS STEEL ADA SHOWER DRAIN

FUNCTION: Threshold drain for shower stall applications with loose set ADA compliant stainless steel perforated inlay grating.

Fine[™] Line Linear Shower Drains



REGULARLY FURNISHED:

Fabricated 18 Ga Type 304 Stainless Steel Body with Satin Finish and Loose Set Stainless Steel Perforated Grate (-SPG) and 2" NO-HUB Bottom Outlet. Grate has .25 Square Perforations.

VARIATIONS:

- Slotted Grate -SG
- Wave Grate -WG
- Solid Rim Flow Grate -SRFG
- Tile Inlay Grate -TIG
- Secured Grate -U
- Flashing Flange -F
- 2" NPT Female Threaded Outlet

OPTIONAL MATERIALS:

- 316 Stainless Steel -316

OPTIONAL FINISHES:

- High Polished Finish -HP

LENGTHS AVAILABLE:

- 12" 36" 60"
- 24" 48"

NOTE: See Back Sheet for Grates

SMITH[®] JAY R. SMITH MFG. CO.[®]
 MEMBER OF MORRIS GROUP INTERNATIONAL
 POST OFFICE BOX 3237
 MONTGOMERY, ALABAMA 36109-0237 (USA)
 TEL: 334-277-8520 FAX: 888-377-7818 www.jrsmith.com



E	4-19-19	Deleted Note Revised Regularly Furnished Removed [™] added [®] Rev. Dimensions, Variations, Optional Finishes	MW	PJ
D	10-5-17		TBW	PJ
C	2-6-17		TBW	PJ
B	4-5-16		TBW	PJ
REV.	DATE	DESCRIPTION	BY	CKD.

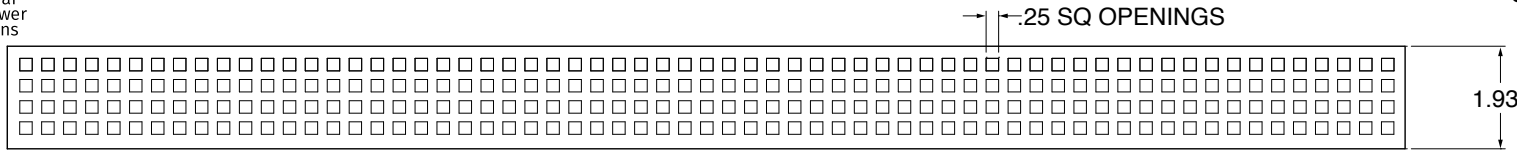
FIGURE NUMBER	9667-BS	DRAWN BY:	TBW	CHECKED BY:	PJ	APPROVED BY:	PJ	DATE:	3-31-15	SCALE:	NONE	SIZE	A	DRAWING NUMBER	s9667-BS	B
---------------	----------------	-----------	-----	-------------	----	--------------	----	-------	---------	--------	------	------	---	----------------	----------	---

DIMENSIONS ARE SUBJECT TO MANUFACTURER'S TOLERANCE AND CHANGE WITHOUT NOTICE.

WE CAN ASSUME NO RESPONSIBILITY FOR USE OF SUPERSEDED OR VOID DATA.

Fine-Line® OPTIONAL GRATES

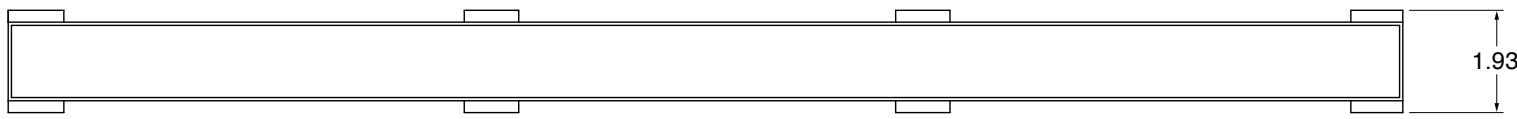
Fine-Line
Linear Shower Drains



OPEN AREA OF GRATES IN SQUARE INCHES

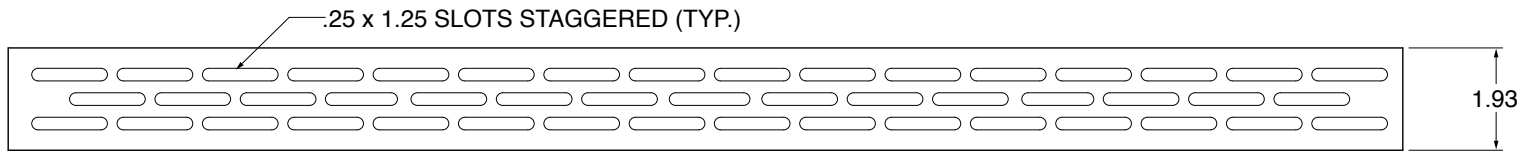
12"	6.25
24"	12.50
36"	18.75
48"	25.00
60"	31.25

PERFORATED GRATE -SPG (STANDARD GRATE)



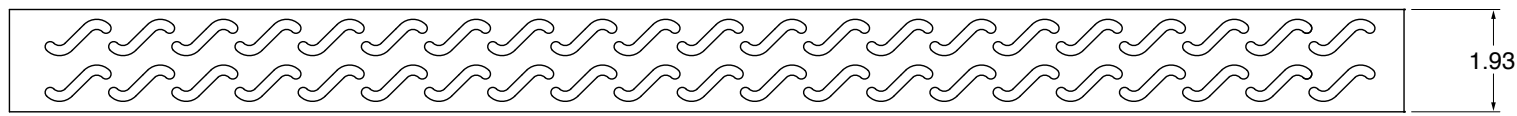
12"	3.36
24"	6.72
36"	10.08
48"	13.44
60"	16.80

TILE INLAY GRATE -TIG, GRATE SEAT DEPTH 15.50"




12"	8.59
24"	17.18
36"	25.77
48"	34.36
60"	42.95

SLOTTED GRATE -SG



12"	5.84
24"	11.68
36"	17.52
48"	23.36
60"	29.20

WAVE GRATE -WG



12"	3.00
24"	6.00
36"	9.00
48"	12.00
60"	15.00

SOLID RIM FLOW GRATE -SRFG

SMITH® JAY R. SMITH MFG. CO.®
 MEMBER OF MORRIS GROUP INTERNATIONAL
 POST OFFICE BOX 3237
 MONTGOMERY, ALABAMA 36109-0237 (USA)
 TEL: 334-277-8520 FAX: 888-377-7818 www.jrsmith.com



B	11-13-19	Added Tile Grate Seat Depth Added -SPG Grate and Tables	MW	PJ
A	11-17-16		TBW	MD
REV.	DATE	DESCRIPTION	BY	CKD.

WARNING: Cancer and Reproductive Harm - www.P65Warnings.ca.gov