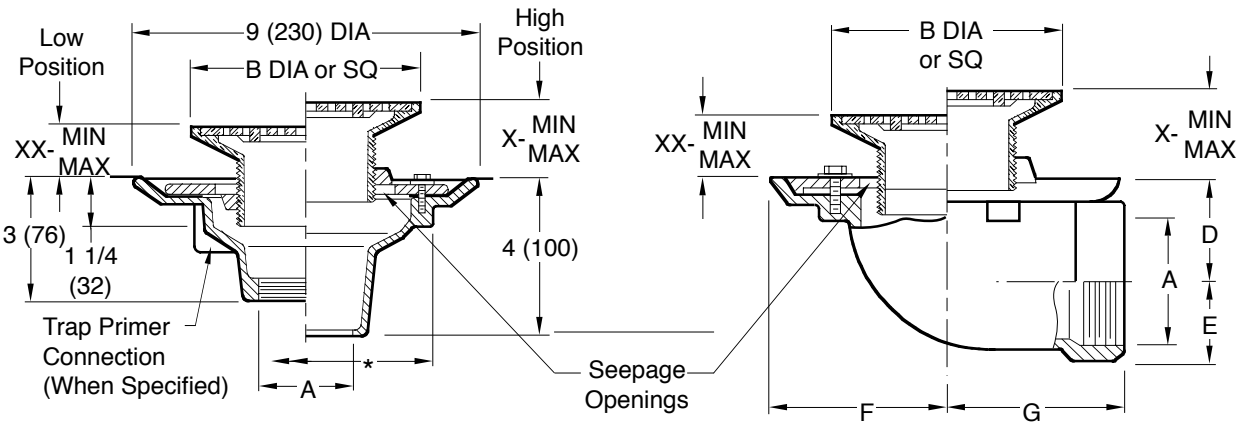


# FLOOR OR SHOWER DRAINS WITH ADJUSTABLE STRAINER HEADS

**FUNCTION:** General service floor drain for use in showers, toilets, kitchens, and other finished areas where foot traffic is expected. The round top strainer head is used for all types of poured finished floors. The square top is particularly adaptable to floors that are finished in material of square or straight line pattern. Reversible flashing collar permits adjustment to meet finished floor level.



**CAULK OUTLET**  
 Fig. 2010C ..... (A) ROUND TOP  
 Fig. 2010C ..... (B) SQUARE TOP

**THREADED OUTLET**  
 Fig. 2015T ..... (A) ROUND TOP  
 Fig. 2015T ..... (B) SQUARE TOP

Strainer Size	*Collar In High Position		*Collar In Low Position		Free Area SQ IN (SQ CM)	
	X		XX		ROUND	SQUARE
B DIA or SQ	MIN	MAX	MIN	MAX		
05 (125)	1 1/4 (32)	2 1/4 (57)	3/4 (19)	1 5/8 (41)	7 (45)	6.5 (42)
06 (150)	1 1/4 (32)	2 1/4 (57)	3/4 (19)	1 5/8 (41)	9 (58)	12.5 (81)
07 (180)	1 1/4 (32)	2 1/4 (57)	7/8 (22)	1 7/8 (48)	14 (90)	11 (71)
08 (205)	1 1/2 (38)	2 1/2 (64)	1 (25)	1 7/8 (48)	17 (110)	14 (90)
*09 (230)	1 1/2 (38)	2 3/8 (60)	1 (25)	1 7/8 (48)	18 (116)	16 (103)
*10 (255)	1 1/2 (38)	2 3/8 (60)	1 (25)	1 7/8 (48)	23 (148)	16 (103)

A SIZE	B	D	E	F	G	MIN-X-MAX	MIN-XX-MAX
02 (50)	05 (125)	3 1/4 (83)	1 1/2 (38)	4 3/4 (120)	5 (125)	1 1/4 (32) (57)	2 1/4 (57) (19)
03 (75)	06 (150)	2 3/4 (70)	2 1/4 (57)	4 3/4 (120)	5 (125)	1 1/4 (32) (57)	2 1/4 (57) (19)
04 (100)	08 (200)	3 1/4 (83)	3 1/4 (83)	6 (150)	4 (100)	1 1/2 (38) (64)	-

- Add 3/8" (10) to all min./max. dimensions for round strainer.
- Not available for 05"(125) size strainer.
- \*Collar is reversible to obtain extreme high and low strainer positions.

**REGULARLY FURNISHED:**  
 Duco Cast Iron Body with Flashing Collar and Adjustable Strainer Head as Indicated by Suffix Letter Selected.

Meets ASME Standard A112.6.3-2001  
 02(50), 03(75) or 04"(100) sizes only.

**SEE PM0457 FOR OPTIONAL STRAINER HEADS**

- VARIATIONS:**
- Ball Float Backwater Valve -BFV (Fig. 2015 only)
  - Flapper Type Backwater Valve -V
  - Hinged Grate -H
  - Sediment Bucket -B
  - Trap Primer Connection -P050 1/2" (13) & -P075 3/4" (19)
  - Vandal Proof Screws -U
  - Wide Flanged Strainer (Specify Fig. DX 2010)
  - T Threaded Outlet
  - Quad Close Trap Seal (Specify Fig. 2692) (Fig. 2010 Only)

- OPTIONAL MATERIALS:**
- Bronze Body -BB (Fig. 2010 only)
  - Chrome Plated Strainer -CP
  - Galvanized Cast Iron Body -G
  - Nickel Bronze Strainer -NB
  - Polished Bronze Strainer -PB
  - All Stainless Steel [Specify Fig. 9700-A (Fig. 2010 only)]
  - Stainless Steel Strainers -SS [Available in 05(125) & 06(150) sizes only]

**NOTE:** Dimensions shown in parentheses are in millimeters.

S  
 DRAWING NUMBER S2010, 2015  
 SIZE A  
 SCALE: NONE  
 DATE: 5-17-85  
 APPROVED BY: TD  
 CHECKED BY: TD  
 DRAWN BY: CR  
 FIGURE NUMBER 2010, 2015

REV.	DATE	DESCRIPTION	BY	CKD. BY	WEIGHT POUNDS	VOLUME CUBIC FEET	FIGURE NUMBER
S	9-27-18	Revised Table	TBW	CL			<b>2010, 2015</b>
R	11-3-16	Revised Optional Materials	TBW	CL			
Q	6-10-15	Revised Variations	TBW	CL			
P	11-20-09	Revised Variations	RN	BW			

# OPTIONAL STRAINER HEADS

DRAWING NUMBER: PM0457 SH 1 of 2  
 SIZE: A  
 SCALE: NONE  
 DATE: 5-17-85  
 APPROVED BY: TD  
 CHECKED BY: TD  
 DRAWN BY: PJ  
 2010 SERIES OPTIONAL STRAINER HEADS

ASSUME NO RESPONSIBILITY OR USE OF SUPERSEDED OR VOID DATA  
 DIMENSIONS ARE SUBJECT TO MANUFACTURERS TOLERANCE AND CHANGE WITHOUT NOTICE

### ROUND STRAINER

**MATERIALS:** Chrome Plated -CP, Polished Bronze -PB, Nickel Bronze -NB, Stainless Steel, Strainers -SS [Available in 05(125) & 06(150) sizes only]

**VARIATIONS:** Hinged Grate (Specify Suffix -AH), Sediment Bucket -B, Vandal Proof Screws -U

B DIA	05 (125)	06 (150)	07 (180)	08 (205)	09 (230)	10 (255)
H	2 (51)	2 (51)	2 1/4 (57)	2 1/2 (64)	2 1/2 (64)	2 3/4 (70)
X MIN	1 1/4 (32)	1 1/4 (32)	1 1/4 (32)	1 1/2 (38)	1 1/2 (38)	1 1/2 (38)
X MAX	2 1/4 (57)	2 1/4 (57)	2 1/4 (57)	2 1/2 (64)	2 1/2 (64)	2 3/4 (70)

**SUFFIX -A** Specify Type, Size & Finish eg: A05NB  
 \*Not available for 05" (125) size

### FLAPPER TYPE BACKWATER VALVE

**FUNCTION:** Provides backwater protection at point where protection is needed.

**MATERIALS:** Chrome Plated -CP, Polished Bronze -PB, Nickel Bronze -NB

**VARIATIONS:** Hinged Grate (Specify Suffix -AH), Vandal Proof Screws -U

B SQ	05 (125)	06 (150)	07 (180)	08 (205)
H	2 (51)	2 (51)	2 1/4 (57)	2 1/2 (64)
X MIN	1 1/4 (32)	1 1/4 (32)	1 1/4 (32)	1 1/2 (38)
X MAX	2 1/4 (57)	2 1/4 (57)	2 1/4 (57)	2 1/2 (64)

**SUFFIX -AV** Specify Type, Size & Finish eg: AV05NB  
 \*Not available for 05" (125) size

### SQUARE STRAINER

**MATERIALS:** Chrome Plated -CP, Polished Bronze -PB, Nickel Bronze -NB

**VARIATIONS:** Flapper Type Backwater Valve (Specify Suffix -BV) 05 (125), 06 (150), 07 (180) or 08" (205) sizes only, Hinged Grate (Specify Suffix -BH), Sediment Bucket -B, Vandal Proof Screws -U

B SQ	05 (125)	06 (150)	07 (180)	08 (205)	09 (230)	10 (255)
H	2 (51)	2 (51)	2 1/4 (57)	2 1/2 (64)	2 1/4 (57)	2 1/4 (57)
X MIN	1 1/4 (32)	1 1/4 (32)	1 1/4 (32)	1 1/2 (38)	1 1/2 (38)	1 1/2 (38)
X MAX	2 1/4 (57)	2 1/4 (57)	2 1/4 (57)	2 1/2 (64)	2 1/4 (57)	2 3/8 (60)

**SUFFIX -B** Specify Type, Size & Finish eg: B05NB  
 \*Not available for 05" (125) size

### STRAINER HEAD w/SQUARE HINGED COVER

**MATERIALS:** Chrome Plated -CP, Polished Bronze -PB, Nickel Bronze -NB

**VARIATIONS:** Gasketed Water Tight Cover -GC, Secured Cover -SC, Secondary Strainer Grate -SG

**SUFFIX -BS** Specify Type, Size & Finish eg: BSNB

### REINFORCED ROUND STRAINER

**FUNCTION:** Used in finished floors where light wheeled loads are anticipated.

**MATERIALS:** Chrome Plated -CP, Polished Bronze -PB, Nickel Bronze -NB

**VARIATIONS:** Flapper Type Backwater Valve (Specify Suffix -CV), Sediment Bucket -B, Vandal Proof Screws -U

B DIA	05 (125)	06 (150)	08 (205)	10 (255)
H	2 (51)	2 (51)	2 1/2 (64)	2 3/4 (70)
MIN	1 1/4 (32)	1 1/4 (32)	1 1/2 (38)	1 7/8 (48)
MAX	2 1/4 (57)	2 1/4 (57)	2 1/2 (64)	2 3/4 (70)

**SUFFIX -C** Specify Type, Size & Finish eg: C06NB

### REINFORCED TRACTOR STRAINER

**FUNCTION:** Used in finished floors where light weight wheeled loads are anticipated and loose set non-tilt tractor grate is desired.

**MATERIALS:** Cast Iron -CI, Chrome Plated -CP, Polished Bronze -PB, Nickel Bronze -NB

**VARIATIONS:** Flapper Type Backwater Valve (Specify Suffix -DV or -EV), Sediment Bucket -B, Vandal Proof Screws -U

SUFFIX	B DIA	H	X	
-D	07 (180)	3 1/4 (83)	2 5/8 (67)	3 1/2 (89)
-E	09 (230)	3 1/2 (89)	2 3/4 (70)	3 1/2 (89)

**SUFFIX -D-E** Specify Type, Size & Finish eg: D07PB, E09PB

### TILE FLANGE

**FUNCTION:** Provides integral flange set 5/32"(4) below rim to receive floor covering. Flange may have option of tapped holes for securing pan and gasket.

**MATERIALS:** Chrome Plated -CP, Polished Bronze -PB, Nickel Bronze -NB

**VARIATIONS:** Flapper Type Backwater Valve (Specify Suffix -FV), Holes in Flange -SH, Sediment Bucket -B, Vandal Proof Screws -U

X	
MIN	MAX
1 1/4 (32)	2 1/8 (54)

**SUFFIX -F** Specify Type, Size & Finish eg: F06NB

### ADJUSTABLE STRAINER HEAD

**FUNCTION:** Used in a non-traffic area when a funnel type strainer head is required and space does not allow use of the 3500 series funnel. The extended rim allows use as an anti-flood and anti-splash drip pan.

**VARIATIONS:** Flapper Type Backwater Valve (Specify Suffix -F37V or F38V)

**MATERIALS:** Cast Iron -CI, Chrome Plated -CP, Galvanized Cast Iron -G, Polished Bronze -PB, Nickel Bronze -NB

SUFFIX	-F37	-F38
B DIA	07 (180)	09 (230)
H	3 1/4 (83)	3 1/2 (89)
X MIN	2 5/8 (67)	2 3/4 (70)
X MAX	3 1/2 (89)	3 1/2 (89)

**SUFFIX -F37-F38** Specify Type, Size & Finish eg: F37NB F38CP

L	10-26-20	Rev. Finish (Tractor Strainer)	MW	CL	<b>FIGURE NUMBER</b> 2010 SERIES OPTIONAL STRAINER HEADS 1 of 2
K	7-29-19	Added Load Rating(s)	MW	JM	
J	6-18-19	Revised DIA to SQ Suf -AV, -B	TBW	TK	
H	11-3-16	Revised Suffix-A	TBW	CL	
REV.	DATE	DESCRIPTION	BY	CKD. BY	

NOTE: Dimensions shown in parentheses are in millimeters.

# OPTIONAL STRAINER HEADS

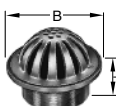



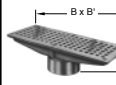
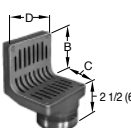
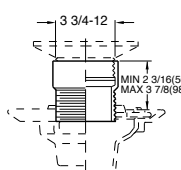
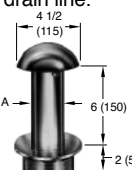
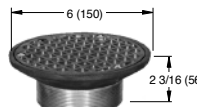
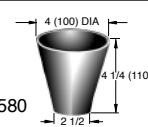
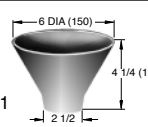

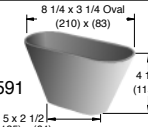
DRAWING NUMBER	LOW DOME STRAINER		SOLID HINGED COVER		SPANNER WRENCH COVER																																																																																
PM0457 SH 2 of 2	<p><b>FUNCTION:</b> Used in gutters and recessed areas where excessive debris build-up is expected. Dome insures drainage even when partly covered.</p> <p><b>MATERIALS:</b>            Chrome Plated -CP            Polished Bronze -PB            Nickel Bronze -NB</p> <p><b>VARIATIONS:</b>            Flapper Type Backwater Valve (Specify Suffix -GV)            Sediment Bucket -B            Vandal Proof Screws -U</p>  <table border="1" style="font-size: small;"> <tr><td>B DIA</td><td>05 (125)</td><td>06 (150)</td><td>08 (205)</td></tr> <tr><td>H</td><td>2 (51)</td><td>2 (51)</td><td>2 1/2 (64)</td></tr> <tr><td>MIN</td><td>1 1/4 (32)</td><td>1 1/4 (32)</td><td>1 1/2 (38)</td></tr> <tr><td>MAX</td><td>2 1/4 (67)</td><td>2 1/4 (67)</td><td>2 1/2 (64)</td></tr> </table> <p><b>SUFFIX -G</b> Specify Type, Size &amp; Finish eg: G08PB</p>		B DIA	05 (125)	06 (150)	08 (205)	H	2 (51)	2 (51)	2 1/2 (64)	MIN	1 1/4 (32)	1 1/4 (32)	1 1/2 (38)	MAX	2 1/4 (67)	2 1/4 (67)	2 1/2 (64)	<p><b>FUNCTION:</b> Used in areas where intermittent drain use is required. Solid cover prevents intrusion of chips, saw-dust, etc., which are swept up before cover is opened for washdown. The secondary strainer prevents debris from entering the waste line.</p> <p><b>MATERIALS:</b>            Chrome Plated -CP            Polished Bronze -PB            Nickel Bronze -NB</p> <p><b>VARIATIONS:</b>            Flapper Type Backwater Valve (Specify Suffix -GV)            Vandal Proof Screws -U</p>  <table border="1" style="font-size: small;"> <tr><td>B DIA</td><td>05 (125)</td><td>06 (150)</td><td>07 (180)</td><td>08 (205)</td></tr> <tr><td>H</td><td>2 (51)</td><td>2 (51)</td><td>2 1/4 (67)</td><td>2 1/2 (64)</td></tr> <tr><td>X MIN</td><td>1 1/4 (32)</td><td>1 1/4 (32)</td><td>1 1/4 (32)</td><td>1 1/2 (38)</td></tr> <tr><td>X MAX</td><td>2 1/4 (67)</td><td>2 1/4 (67)</td><td>2 1/4 (67)</td><td>2 1/2 (64)</td></tr> </table> <p><b>SUFFIX -H</b> Specify Type, Size &amp; Finish eg: H05CP</p>		B DIA	05 (125)	06 (150)	07 (180)	08 (205)	H	2 (51)	2 (51)	2 1/4 (67)	2 1/2 (64)	X MIN	1 1/4 (32)	1 1/4 (32)	1 1/4 (32)	1 1/2 (38)	X MAX	2 1/4 (67)	2 1/4 (67)	2 1/4 (67)	2 1/2 (64)	<p><b>FUNCTION:</b> Solid gas tight, vandal proof, threaded cover for areas where intermittent drain use is required.</p> <p><b>MATERIALS:</b>            Chrome Plated -CP            Polished Bronze -PB            Nickel Bronze -NB</p> <p><b>VARIATIONS:</b>            Flapper Type Backwater Valve (Specify Suffix -JV)            Sediment Bucket -B</p>  <table border="1" style="font-size: small;"> <tr><td colspan="2">6 (150)</td></tr> <tr><td colspan="2">3 (76)</td></tr> <tr><td>MIN</td><td>2 (51)</td></tr> <tr><td>MAX</td><td>3 (76)</td></tr> </table> <p><b>SUFFIX -J</b> Specify Type, Size &amp; Finish eg: J06NB</p>		6 (150)		3 (76)		MIN	2 (51)	MAX	3 (76)																																			
B DIA	05 (125)	06 (150)	08 (205)																																																																																		
H	2 (51)	2 (51)	2 1/2 (64)																																																																																		
MIN	1 1/4 (32)	1 1/4 (32)	1 1/2 (38)																																																																																		
MAX	2 1/4 (67)	2 1/4 (67)	2 1/2 (64)																																																																																		
B DIA	05 (125)	06 (150)	07 (180)	08 (205)																																																																																	
H	2 (51)	2 (51)	2 1/4 (67)	2 1/2 (64)																																																																																	
X MIN	1 1/4 (32)	1 1/4 (32)	1 1/4 (32)	1 1/2 (38)																																																																																	
X MAX	2 1/4 (67)	2 1/4 (67)	2 1/4 (67)	2 1/2 (64)																																																																																	
6 (150)																																																																																					
3 (76)																																																																																					
MIN	2 (51)																																																																																				
MAX	3 (76)																																																																																				
A	<p><b>REINFORCED SQUARE STRAINER</b></p> <p><b>FUNCTION:</b> Used in finished floors where some light wheeled traffic is anticipated.</p> <p><b>MATERIALS:</b>            Chrome Plated -CP            Polished Bronze -PB            Nickel Bronze -NB</p> <p><b>VARIATIONS:</b>            Flapper Type Backwater Valve (Specify Suffix -KV)            Sediment Bucket -B            Vandal Proof Screws -U</p>  <table border="1" style="font-size: small;"> <tr><td>B SQ</td><td>05 (125)</td><td>06 (150)</td><td>07 (180)</td><td>08 (205)</td></tr> <tr><td>H</td><td>2 (51)</td><td>2 (51)</td><td>2 1/4 (67)</td><td>2 1/2 (64)</td></tr> <tr><td>X MIN</td><td>1 1/4 (32)</td><td>1 1/4 (32)</td><td>1 1/4 (32)</td><td>1 1/2 (38)</td></tr> <tr><td>X MAX</td><td>2 1/4 (67)</td><td>2 1/4 (67)</td><td>2 1/4 (67)</td><td>2 1/2 (64)</td></tr> </table> <p><b>SUFFIX -K</b> Specify Type, Size &amp; Finish eg: K07CP</p>		B SQ	05 (125)	06 (150)	07 (180)	08 (205)	H	2 (51)	2 (51)	2 1/4 (67)	2 1/2 (64)	X MIN	1 1/4 (32)	1 1/4 (32)	1 1/4 (32)	1 1/2 (38)	X MAX	2 1/4 (67)	2 1/4 (67)	2 1/4 (67)	2 1/2 (64)	<p><b>RECTANGULAR STRAINER</b></p> <p><b>FUNCTION:</b> Used in finished floors where light wheeled loads and or heavy foot traffic are anticipated.</p> <p><b>MATERIALS:</b>            Chrome Plated -CP            Polished Bronze -PB            Nickel Bronze -NB</p> <p><b>VARIATIONS:</b>            Sediment Bucket -B            Vandal Proof Screws -U</p>  <table border="1" style="font-size: small;"> <tr><td>SUFFIX</td><td>L</td><td>M</td><td>N</td><td>P</td><td>R</td><td>T</td></tr> <tr><td>B x B'</td><td>4 1/2 (115)x8 (205)</td><td>4 (100)x12 (305)</td><td>5 (125)x9 (230)</td><td>5 (125)x13 (330)</td><td>6 (150)x10 (255)</td><td>5 (125)x17 (430)</td></tr> <tr><td>H</td><td>2 1/4 (67)</td><td>2 1/2 (64)</td><td>2 1/4 (67)</td><td>3 (76)</td><td>2 1/4 (67)</td><td>3 (76)</td></tr> <tr><td>X MIN</td><td>1 3/8 (35)</td><td>1 7/8 (48)</td><td>1 3/8 (35)</td><td>2 1/8 (54)</td><td>1 3/8 (35)</td><td>2 1/4 (67)</td></tr> <tr><td>X MAX</td><td>2 3/8 (60)</td><td>2 3/4 (70)</td><td>2 3/8 (60)</td><td>3 (76)</td><td>2 3/8 (60)</td><td>3 1/8 (79)</td></tr> </table> <p><b>SUFFIX -L-M-N-P-R-T</b> Specify Type, Size &amp; Finish eg: LNB</p>		SUFFIX	L	M	N	P	R	T	B x B'	4 1/2 (115)x8 (205)	4 (100)x12 (305)	5 (125)x9 (230)	5 (125)x13 (330)	6 (150)x10 (255)	5 (125)x17 (430)	H	2 1/4 (67)	2 1/2 (64)	2 1/4 (67)	3 (76)	2 1/4 (67)	3 (76)	X MIN	1 3/8 (35)	1 7/8 (48)	1 3/8 (35)	2 1/8 (54)	1 3/8 (35)	2 1/4 (67)	X MAX	2 3/8 (60)	2 3/4 (70)	2 3/8 (60)	3 (76)	2 3/8 (60)	3 1/8 (79)	<p><b>ANGLE STRAINER</b></p> <p><b>FUNCTION:</b> Shower room drain set at wall and floor junction. Vertical grate openings prevent drain stoppage should flat surface become covered.</p> <p><b>MATERIALS:</b>            Chrome Plated -CP            Polished Bronze -PB            Nickel Bronze -NB</p> <p><b>VARIATIONS:</b>            Vandal Proof Screws -U</p>  <table border="1" style="font-size: small;"> <tr><td>SUFFIX</td><td>B</td><td>C</td><td>D</td><td colspan="2">X</td></tr> <tr><td></td><td></td><td></td><td></td><td>MIN</td><td>MAX</td></tr> <tr><td>-V</td><td>3 1/2 (89)</td><td>3 1/2 (89)</td><td>4 1/2 (115)</td><td>1 5/8 (41)</td><td>2 5/8 (67)</td></tr> <tr><td>-W</td><td>6 3/4 (170)</td><td>6 3/4 (170)</td><td>6 1/2 (165)</td><td>1 5/8 (41)</td><td>2 5/8 (67)</td></tr> </table> <p><b>SUFFIX -V-W</b> Specify Type, Size &amp; Finish eg: VPB, WNB</p>		SUFFIX	B	C	D	X						MIN	MAX	-V	3 1/2 (89)	3 1/2 (89)	4 1/2 (115)	1 5/8 (41)	2 5/8 (67)	-W	6 3/4 (170)	6 3/4 (170)	6 1/2 (165)	1 5/8 (41)	2 5/8 (67)
B SQ	05 (125)	06 (150)	07 (180)	08 (205)																																																																																	
H	2 (51)	2 (51)	2 1/4 (67)	2 1/2 (64)																																																																																	
X MIN	1 1/4 (32)	1 1/4 (32)	1 1/4 (32)	1 1/2 (38)																																																																																	
X MAX	2 1/4 (67)	2 1/4 (67)	2 1/4 (67)	2 1/2 (64)																																																																																	
SUFFIX	L	M	N	P	R	T																																																																															
B x B'	4 1/2 (115)x8 (205)	4 (100)x12 (305)	5 (125)x9 (230)	5 (125)x13 (330)	6 (150)x10 (255)	5 (125)x17 (430)																																																																															
H	2 1/4 (67)	2 1/2 (64)	2 1/4 (67)	3 (76)	2 1/4 (67)	3 (76)																																																																															
X MIN	1 3/8 (35)	1 7/8 (48)	1 3/8 (35)	2 1/8 (54)	1 3/8 (35)	2 1/4 (67)																																																																															
X MAX	2 3/8 (60)	2 3/4 (70)	2 3/8 (60)	3 (76)	2 3/8 (60)	3 1/8 (79)																																																																															
SUFFIX	B	C	D	X																																																																																	
				MIN	MAX																																																																																
-V	3 1/2 (89)	3 1/2 (89)	4 1/2 (115)	1 5/8 (41)	2 5/8 (67)																																																																																
-W	6 3/4 (170)	6 3/4 (170)	6 1/2 (165)	1 5/8 (41)	2 5/8 (67)																																																																																
5-17-85	<p><b>EXTENSION ADAPTOR</b></p> <p><b>FUNCTION:</b> Used when a strainer head must be raised to accommodate deeper floor fill.</p> <p><b>REGULARLY FURNISHED:</b>            Duco Cast Iron -CI</p> <p><b>MATERIALS:</b>            Cast Bronze -CB            Galvanized Cast Iron -G</p>  <p><b>NOTE:</b> Extension can be stacked for increased maximum adjustment.</p> <p><b>SUFFIX -X</b></p>		<p><b>OVERFLOW WITH STANDPIPE</b></p> <p><b>FUNCTION:</b> Used as overflow drain in decorative pools, fish ponds or similar areas. Dome prevents floating objects from entering drain line.</p> <p><b>MATERIALS:</b>            Chrome Plated -CP            Nickel Bronze -NB            Polished Bronze -PB</p> <p><b>VARIATIONS:</b>            Less Dome -LD            Standpipe Height other than 6" (150) (Specify Height)</p>  <table border="1" style="font-size: small;"> <tr><td>SUFFIX</td><td>A</td><td colspan="2">X</td></tr> <tr><td></td><td>SIZE</td><td>MIN</td><td>MAX</td></tr> <tr><td>-Y</td><td>2 (51)</td><td>3/4 (19)</td><td>2 1/8 (54)</td></tr> <tr><td>-Z</td><td>3 (76)</td><td>3/4 (19)</td><td>2 1/8 (54)</td></tr> </table> <p><b>SUFFIX -Y-Z</b> Specify Type, Size &amp; Finish eg: YCP, ZCP</p>		SUFFIX	A	X			SIZE	MIN	MAX	-Y	2 (51)	3/4 (19)	2 1/8 (54)	-Z	3 (76)	3/4 (19)	2 1/8 (54)	<p><b>HEAVY DUTY ADJUSTABLE</b></p> <p><b>FUNCTION:</b> Used in finished floors where light wheeled loads and or heavy foot traffic are anticipated.</p> <p><b>MATERIALS:</b>            Polished Bronze -PB            Rough Bronze -RB            Nickel Bronze -NB</p> <p><b>VARIATIONS:</b>            Flapper Type Backwater Valve (Specify Suffix -69V)            Sediment Bucket -B            Vandal Proof Screws -U</p>  <p><b>SUFFIX -69</b> eg: A06NB-69</p>																																																																
SUFFIX	A	X																																																																																			
	SIZE	MIN	MAX																																																																																		
-Y	2 (51)	3/4 (19)	2 1/8 (54)																																																																																		
-Z	3 (76)	3/4 (19)	2 1/8 (54)																																																																																		
TD	 <p>Fig. 3580</p>		 <p>Fig. 3581</p>		 <p>Fig. 3590</p>		 <p>Fig. 3591</p>																																																																														

FIGURE NUMBER	K J H G F	10-20-17 1-17-12 8-24-99 6-11-99 1-22-99	Rev. Materials Suffix -H, -V-W Rev. Variations of Suffix -J Revised Revised Tables T Strainer was S Strainer	TBW TBW TBW CMD TBW	CL AM BS BS	BY	CKD. BY	<b>FIGURE NUMBER</b> 2010 SERIES OPTIONAL STRAINER HEADS 2 of 2
REV.	DATE	DESCRIPTION						

NOTE: Dimensions shown in parentheses are in millimeters.



**WARNING:** Cancer and Reproductive Harm - www.P65Warnings.ca.gov