

H

SMITH® JAY R. SMITH MFG. CO.®
 MEMBER OF MORRIS GROUP INTERNATIONAL
 POST OFFICE BOX 3237
 MONTGOMERY, ALABAMA 36109-0237 (USA)
 TEL: 334-277-8520 FAX: 888-377-7818 www.jrsmith.com

ASPE **PDI** **ASSE**
 MEMBER OF:

LOCATION

GUTTER DRAINS

FUNCTION: Used in gutters where a drain is required for connecting to the downspout leader. Flashing arrangement design permits removal of dome or flat strainer without disturbing flashing clamp and gutter liner.

ADA FLAT STRAINER
Does not obstruct traffic

LOW DOME
Intercepts debris and allows adequate drainage in gutters and valleys

HIGH DOME
Used where an abnormal amount of debris is anticipated

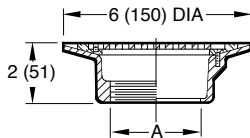


Fig. 1610T
Free Area: 7 SQ IN (45) SQ CM

BOTTOM OUTLET

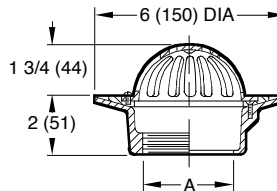


Fig. 1620T
Free Area: 8 SQ IN (52) SQ CM

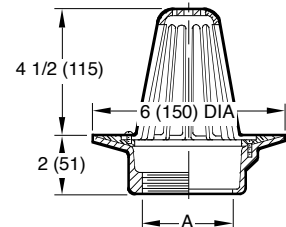


Fig. 1630T
Free Area: 24.5 SQ IN (158) SQ CM

A SIZE	02 (50)	02 (50)	03 (75)	04 (100)
OUTLET	Thread	Caulk	Thread	Thread
2" (51) Deep Body	✓	✓	✓	-
4" (100) Deep Body	✓	✓	✓	✓

REGULARLY FURNISHED:

2" (51) Deep Body
Threaded Outlet

45° OUTLET

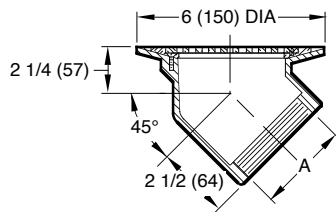


Fig. 1640T
Free Area: 7 SQ IN (45) SQ CM

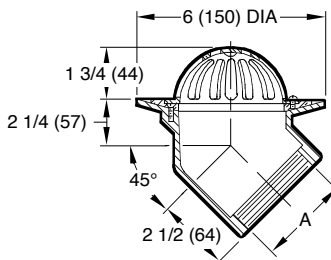


Fig. 1650T
Free Area: 8 SQ IN (52) SQ CM

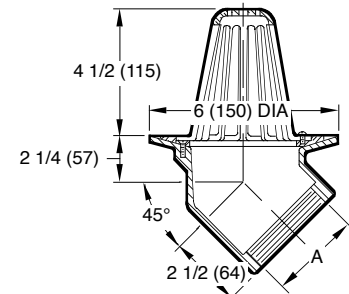


Fig. 1660T
Free Area: 24.5 SQ IN (158) SQ CM

Available In Threaded Outlet Only

A (Pipe Size) = 02(50), 03(75) or 04(100)

SIDE OUTLET

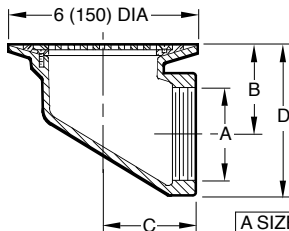


Fig. 1670T
Free Area: 7 SQ IN (45) SQ CM

A SIZE	02 (50)	03 (75)	04 (100)
B	2 1/2 (64)	3 (76)	3 1/2 (89)
C	2 1/2 (64)	3 (76)	4 (100)
D	4 (100)	5 (125)	6 1/4 (160)

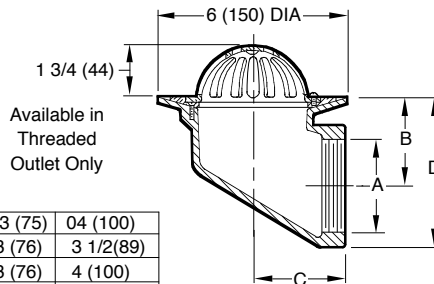


Fig. 1680T
Free Area: 8 SQ IN (52) SQ CM

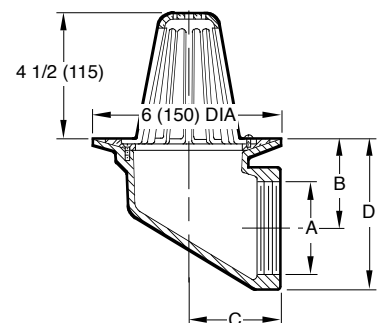


Fig. 1690T
Free Area: 24.5 SQ IN (158) SQ CM

REGULARLY FURNISHED:
Duco Cast Iron Body with Bronze Flashing Clamp and Bronze Top Secured with Brass Screws.

NOTE: Dimensions shown in parentheses are in millimeters.

- VARIATIONS:**
- 4" (100) Deep Body -B4 (Fig. 1610, 1620, 1630 only)
 - Vandal Proof Screws -U
 - Stainless Steel Mesh
 - Over Dome -SSM

- OPTIONAL MATERIALS:**
- Galvanized Cast Iron Body -G
 - Nickel Bronze Top -NB
 - Polished Bronze Top -PB
 - Bronze Body -BB

DRAWING NUMBER
S1600

SIZE
A

SCALE:
NONE

DATE:
5-24-85

APPROVED BY:
TD

CHECKED BY:
TD

DRAWN BY:
CR

1600 Series

FIGURE NUMBER

H	1-19-23
G	6-16-10
F	7-14-05
E	6-16-99

Added "ADA" to Flat Strainer
 Revised Variations
 Revised Function
 Revised Millimeters

KK	CL
RN	TK
RN	CL
CMD	BS

WEIGHT	VOLUME
POUNDS	CUBIC FEET

FIGURE NUMBER
1600 Series

REV.	DATE	DESCRIPTION	BY	CKD. BY
------	------	-------------	----	---------