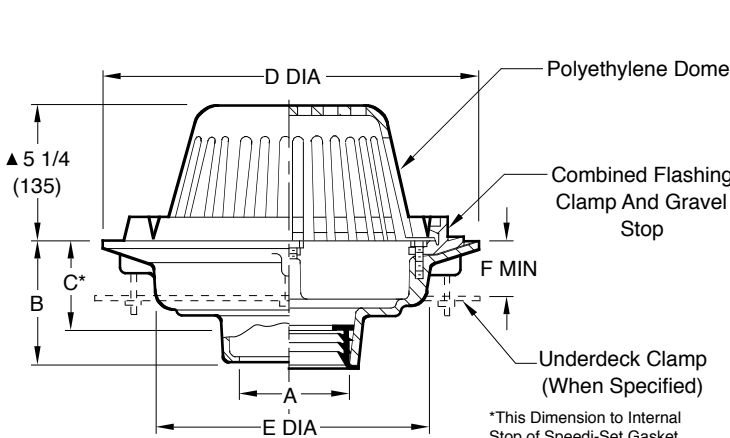


# LARGE GENERAL PURPOSE ROOF DRAINS

## LOW PROFILE DOME

**FUNCTION:** Used in flat roof of any construction. Large low profile dome provides sufficient free area for quick drainage of rain water and protects the drain sump and connected piping from the intrusion of debris. Wide clamping surface holds flashing and roofing materials without puncturing.



- Fig. 1010C . . . . CAULK OUTLET
- Fig. 1010Y . . . . NO-HUB OUTLET

\*This Dimension to Internal Stop of Speedi-Set Gasket.  
 \*\*NOTE: 08(200) & 10(250) outlet sizes are regularly furnished with 20(510) dia. flange, see back sheet. If 16(405) dia. flange is required -16 MUST be specified.  
 Ex: 1010Y08-16 or 1010Y10-16

**recommended deck opening**

outlet size	with suffix-R	less suffix-R
02(50),03(75),04(100) 05(125),06(150)	17(430) DIA	14(355) DIA
**08(200)-16, **10(250)-16	17(430) DIA	14 3/4 (375) DIA

A SIZE	B (BOTTOM OUTLET)			SIDE OUTLET			FREE AREA SQ IN (SQ CM)
	CAULK, NO-HUB, & SPEEDI-SET	THREADED	C	D DIA	E DIA	F MIN	
02(50),03(75), 04(100)	5 (125)	3 3/4 (95)	3 3/4 (95)	15 1/4 (390)	11 (280)	1 1/8 (29)	4 3/4 (120)
05(125), 06(150)	5 (125)	3 3/4 (95)	--	15 1/4 (390)	11 (280)	1 1/8 (29)	6 1/4 (160)
**08(200)-16, **10(250)-16	6 (150)	5 (125)	--	16 (405)	12 1/2 (320)	1 1/8 (29)	--
							102.5 (661)
							102.5(661) ▲122.5(790)

**REGULARLY FURNISHED:**

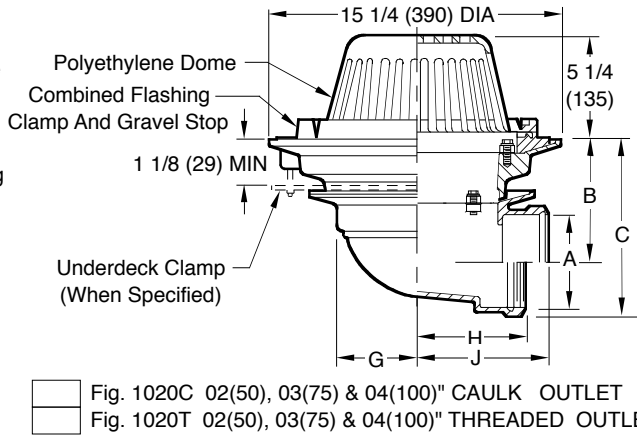
Duco Cast Iron Body with Combined Flashing Clamp and Gravel Stop with Polyethylene Dome.

▲ NOTE: The dome height is 8 1/4" (210) for the 122.5 SQ IN free area dome and is regularly furnished in Cast Iron and is not available in polyethylene.

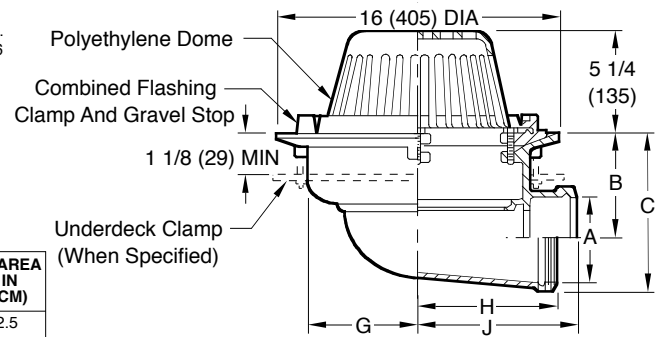
NOTE: Dimensions shown in parentheses are in millimeters.

**VARIATIONS:**

- Expansion Joint (Specify Fig. 1710) (Fig. 1010 only)
- Extension (Specify Height) -E
- "L" Shaped Underdeck Clamp -CL
- L Speedi-Set Service Weight 02(50), 03(75) and 04(100)" sizes only (Fig. 1010 Only)
- LXH Speedi-Set Extra Heavy 02(50), 03(75) and 04(100)" sizes only (Fig. 1010 only)
- NO-HUB Adaptor (Specify Fig. 2646Y) (Fig. 1020 only)
- Secondary Flashing Clamp -C2
- Sump Receiver -R
- Underdeck Clamp -C
- Vandal Proof Dome -U
- T Threaded Outlet



- Fig. 1020C 02(50), 03(75) & 04(100)" CAULK OUTLET
- Fig. 1020T 02(50), 03(75) & 04(100)" THREADED OUTLET



- Fig. 1020C 05(125) & 06"(150) CAULK OUTLET
- Fig. 1020T 05(125) & 06"(150) THREADED OUTLET

**(SIDE OUTLET)**

A SIZE	02 (50)	03 (75)	04 (100)	05 (125)	06 (150)
B	6 7/8 (175)	6 3/8 (162)	5 7/8 (149)	5 (125)	4 1/2 (115)
C	8 5/8 (219)	8 3/4 (220)	8 3/4 (220)	8 1/2 (215)	8 1/2 (215)

**OPTIONAL MATERIALS:**

- All Aluminum -AA (Fig. 1010 only)
- ▲ Aluminum Dome -AD
- ▲ Cast Iron Dome -CID
- ▲ Galvanized Cast Iron Dome -CIDG
- Galvanized Cast Iron Body & Collar -G
- ▲ Rough Bronze Dome -RBD
- Stainless Steel (Specify Fig. 9780)

▲▲ Optional Domes' free area are as follows:

Dome Mat'l	02-06 & 08-16 Outlets
Aluminum	98 (632)
Cast Iron	80 (516)
Bronze	95 (613)

DRAWING NUMBER  
S1010

SIZE  
A

SCALE:  
NONE

DATE:  
5-24-85

APPROVED BY:  
TD

CHECKED BY:  
TD

DRAWN BY:  
CR

1010, 1020

FIGURE NUMBER

V	7-30-19	Removed NOTE	MW	CL	WEIGHT POUNDS	VOLUME CUBIC FEET	FIGURE NUMBER
U	8-3-15	Added Flow Rate Note	TBW	BW			
T	3-12-13	Rev. Tables, Notes	TBW	CL			
S	06/01/09	Added Optional Dome free areas	JJ	CL			
REV.	DATE	DESCRIPTION	BY	CKD. BY			

1010, 1020

B

**SMITH® JAY R. SMITH MFG. CO.®**  
 MEMBER OF MORRIS GROUP INTERNATIONAL  
 POST OFFICE BOX 3237  
 MONTGOMERY, ALABAMA 36109-0237 (USA)  
 TEL: 334-277-8520 FAX: 334-272-7396 www.jrsmith.com

**ASPE** MEMBER OF: **PD** **ASSE**

LOCATION

DRAWING NUMBER  
**S1010BS**

SIZE  
**A**

SCALE:  
**NONE**

DATE:  
**3-13-13**

APPROVED BY:  
**CL**

CHECKED BY:  
**CL**

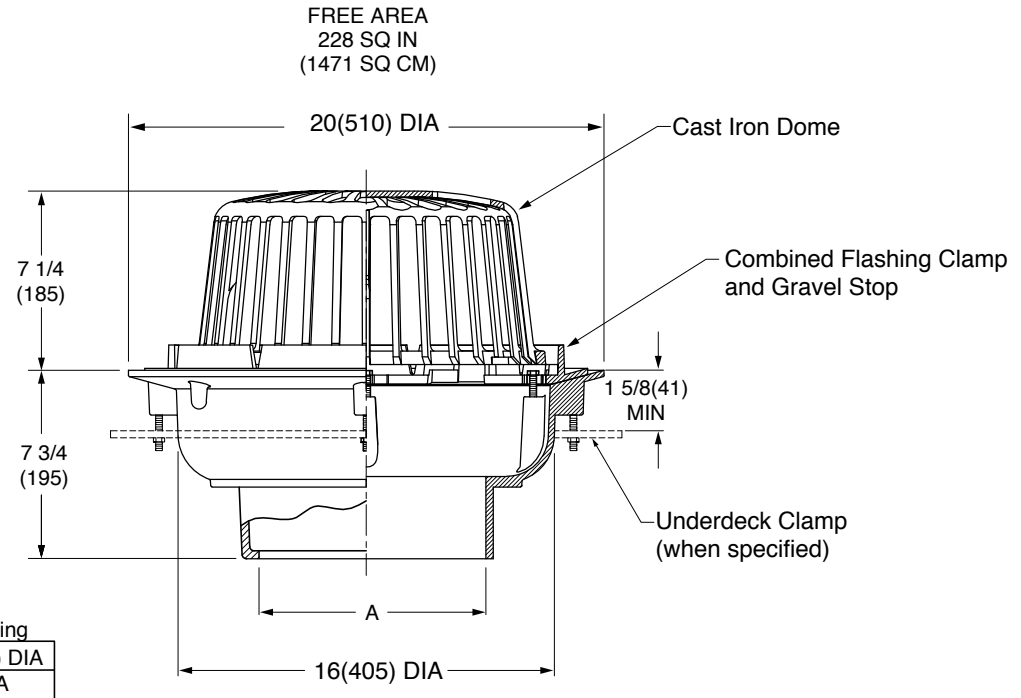
DRAWN BY:  
**TBW**

**1010BS**

WE CAN ASSUME NO RESPONSIBILITY FOR USE OF SUPERSEDED OR VOID DATA  
DIMENSIONS ARE SUBJECT TO MANUFACTURERS TOLERANCE AND CHANGE WITHOUT NOTICE

# LARGE GENERAL PURPOSE ROOF DRAIN

**FUNCTION:** Used in flat roof construction. Large dome provides sufficient free area for quick drainage of rain water and protects the drain sump and connected piping from the intrusion of debris. Wide clamping surface holds flashing and roofing materials without puncturing.



A (PIPE SIZE) = 08(200), 10(250) or \*12(305)  
\*12(305) outlet size available in No-Hub only.

- FIG.1010C .....CAULK OUTLET
- FIG.1010Y .....NO-HUB OUTLET
- FIG.1010T .....THREADED OUTLET

**REGULARLY FURNISHED:**  
Duco Cast Iron Body with Combined Flashing Clamp and Gravel Stop and Cast Iron Dome.

- VARIATIONS:**
- Extension (Specify Height) -E
  - Secondary Flashing Clamp -C2
  - Sump Receiver -R
  - Underdeck Clamp -C
  - "L" Shaped Underdeck Clamp -CL
  - Vandal Proof Dome -U
  - Stainless Steel Mesh Over Dome -SSM

- OPTIONAL MATERIALS:**
- Aluminum Dome -AD
  - Galvanized Cast Iron -G
  - Galvanized Cast Iron Dome Only -CIDG

**NOTE:** Dimensions shown in parentheses are in millimeters.

FIGURE NUMBER	B A	7-30-19 8-3-15	Removed NOTE Added Flow Rate Note	MW TBW	CL BW	WEIGHT POUNDS	VOLUME CUBIC FEET	FIGURE NUMBER <b>1010BS</b>
REV.	DATE	DESCRIPTION	BY	CKD. BY				