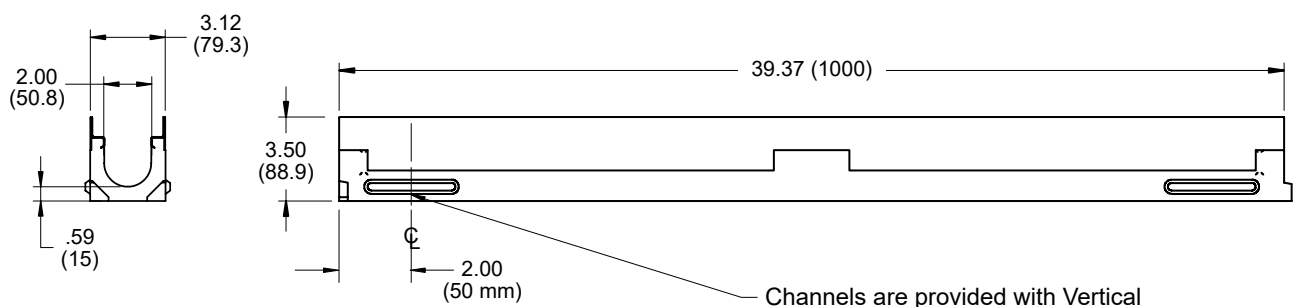


NARROW CHANNEL



NOTE: This trench drainage system is designed for "on grade applications only", as there are no provisions for a flashing flange or flashing clamp.

NOTE: Dimensions shown in parentheses are in millimeters.

REGULARLY FURNISHED:
 1 meter (3.28') Precast Polymer Concrete Channel of Interlocking Design with a Non-Sloping Radius Bottom Channel and Integral Galv. Steel Rail edge. Supplied with Grate as per Specification.

- VARIATIONS:**
- Closing End Cap (Stainless Steel)
 - Closing End Cap (Galvanized Steel)
 - Galv. Steel Slotted Grate Load Class "A" -G
 - Stainless Steel Slotted Grate Load Class "A" -SS
 - Galv. Steel Perforated Grate Load Class "A" -GP
 - Stainless Steel Perforated Grate Load Class "A" -SSPG
 - Decorative Plastic Gray Grate Load Class "A" -DPG
 - Ductile Iron ADA Grate Load Class "C" -MADA

- OPTIONAL MATERIALS:**
- Stainless Steel Rail Edge (see back sheet for Grate Details)

DRAWING NUMBER **9833**
 SIZE **A**
 SCALE: **NONE**
 DATE: **9/9/05**
 APPROVED BY: **PJ**
 CHECKED BY: **PJ**
 DRAWN BY: **RN**
9833
 FIGURE NUMBER

WE CAN ASSUME NO RESPONSIBILITY FOR USE OF SUPERSIZED OR VOID DATA
 DIMENSIONS ARE SUBJECT TO MANUFACTURERS TOLERANCE AND CHANGE WITHOUT NOTICE



F	8-31-23	Removed Function	HS	CL			
D	10-30-17	Revised Variations	TBW	PJ	WEIGHT	VOLUME	FIGURE NUMBER
C	1-31-14	Deleted Vinylester Material	TBW	PJ	POUNDS	CUBIC FEET	9833
	08/22/07	Added Note	JJ	PJ			
REV.	DATE	DESCRIPTION	BY	CKD. BY			

A

SMITH® JAY R. SMITH MFG. CO.®
 MEMBER OF MORRIS GROUP INTERNATIONAL
 POST OFFICE BOX 3237
 MONTGOMERY, ALABAMA 36109-0237 (USA)
 TEL: 334-277-8520 FAX: 888-377-7818 www.jrsmith.com



LOCATION

DRAWING NUMBER
9833 BS

SIZE
A

SCALE:
NONE

DATE:
9/9/05

APPROVED BY:
PJ

CHECKED BY:
PJ

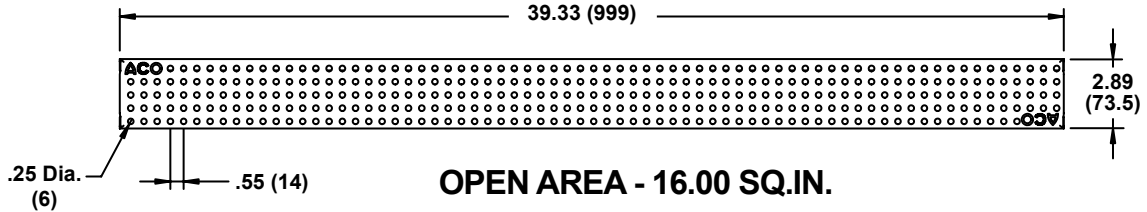
DRAWN BY:
RN

9833 BS

FIGURE NUMBER

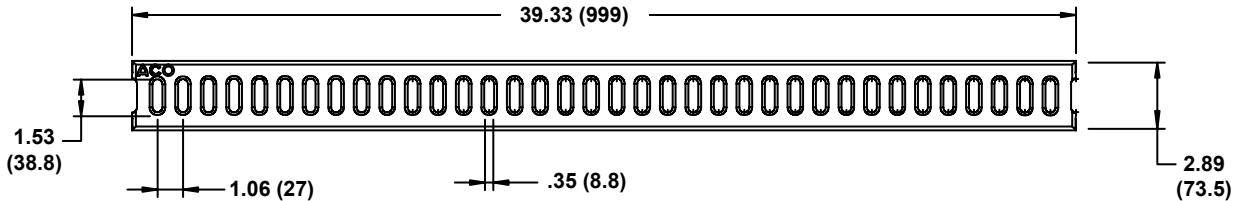
DIMENSIONS ARE SUBJECT TO MANUFACTURERS TOLERANCE AND CHANGE WITHOUT NOTICE

NARROW CHANNEL GRATES



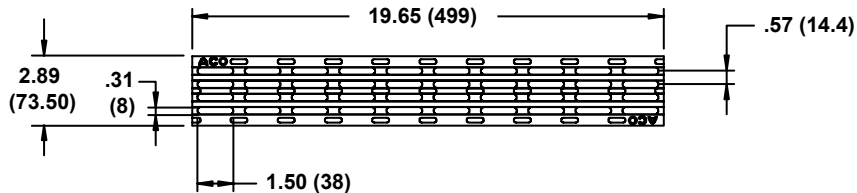
Light Duty, DIN 19580 Class A - 3,500 lbs - 70 psi
 For pedestrian, wheel chair and bicycle traffic

- Galvanized Steel Perforated Grate -GP
- Stainless Steel Perforated Grate -SSPG



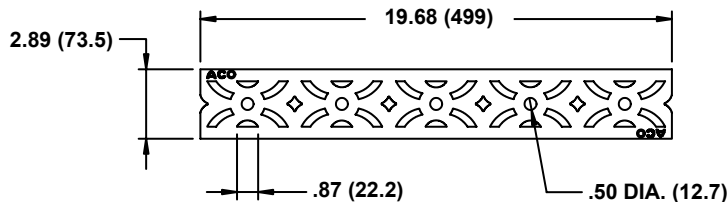
Light Duty, DIN 19580 Class A - 3,500 lbs - 70 psi
 For pedestrian, wheel chair and bicycle traffic

- Galvanized Steel Slotted Grate -G
- Stainless Steel Slotted Grate -SS



Heavy Duty, DIN 19580 Class C - 56,000 lbs - 1,162 psi
 For commercial pneumatic tire traffic pattern, forklifts and tractor trailer.

- Ductile Iron ADA Compliant Grate -MADA



Light Duty, DIN 19580 Class A - 3,500 lbs - 70 psi
 For pedestrian, wheel chair and bicycle traffic

- Plastic Decorative Gray Grate -DPG



REV.	DATE	DESCRIPTION	BY	CKD. BY
A	10-30-17	Revised Variations, Dimension	TBW	PJ

WEIGHT POUNDS	VOLUME CUBIC FEET

FIGURE NUMBER
9833 BS