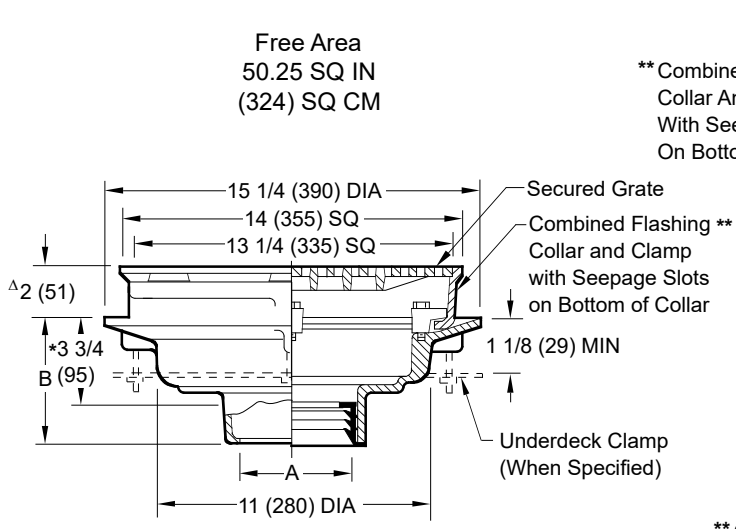


PROMENADE DECK DRAINS

LARGE - 14" (355) DECK DRAINS

Load Rating: Medium Duty having a Safe Live (Static) Load between 2,000 lbs. (900 kg) and 4,999 lbs. (2,250 kg) per ASME A112.6.3 Floor Drain Standard. For the specific Safe Live Load rating of any grate, contact the Smith representative or factory direct.

Free Area
 50.25 SQ IN
 (324) SQ CM



- Fig. 1410C CAULK OUTLET
- Fig. 1410Y NO-HUB OUTLET
- Fig. 1410T THREADED OUTLET

*This Dimension to Internal Stop of Speedi-Set® Gasket.
 **Specify Suffix-W for Applications Requiring "Loose-Set" Pavers.

A Size	B	
	Caulk, NO-HUB, & Speedi-Set®	Threaded
02(50),03(75),04(100),05(125),06(150)	5 (125)	3 3/4 (95)

recommended deck opening

with suffix -R	17 (430) DIA
less Suffix -R	14 (355) DIA

NOTES: Specify Secondary Flashing Clamp when Drain is to be Flashed at Flange below insulation.

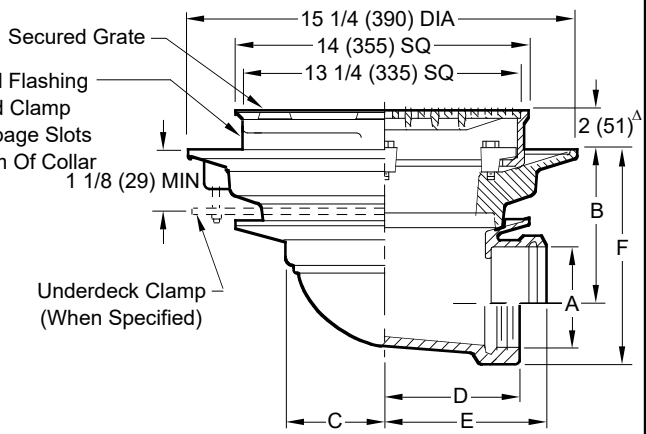
Floor drains or area drains used to drain areas subject to rainfall should have an open area equal to twice the cross sectional area of the connecting pipe.

REGULARLY FURNISHED:
 Ducto Cast Iron Body and Flashing Clamp with Seepage Openings and Secured Square Hole ADA Grate.

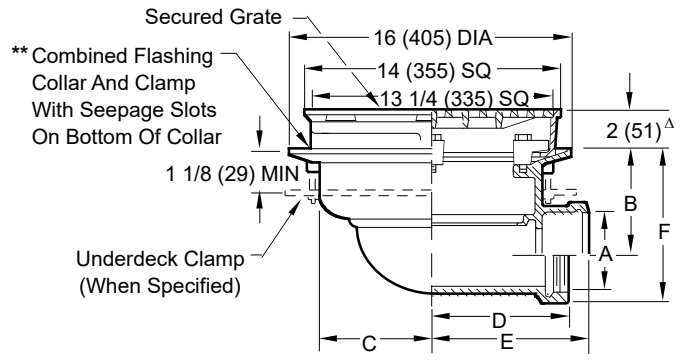
- VARIATIONS:**
- Expansion Joint (Specify Fig. 1710)
 - Extension -E (Specify Height)
 - "L" Shaped Underdeck Clamp -CL
 - L Speedi-Set® Service Weight 02(50), 03(75) & 04"(100) sizes only (Fig. 1410 only)
 - LXH Speedi-Set® Extra Heavy 02(50), 03(75) & 04"(100) sizes only (Fig. 1410 only)
 - NO-HUB Adaptor (Specify Fig. 2646Y) (Fig. 1420 only)
 - Secondary Flashing Clamp -C2
 - Sump Receiver -R
 - Underdeck Clamp -C
 - Vandal Proof Grate -U
 - Sediment Bucket -B
 - Heel Proof Grate -HP
 - Roof Deck Plate -RDP

- OPTIONAL MATERIALS:**
- Ductile Iron Grate -M
 - Galvanized Cast Iron -G
 - Nickel Bronze Top -NB
 - Polished Bronze Top -PB

NOTE: Dimensions shown in parentheses are in millimeters.



- Fig. 1420C 02(50), 03(75) & 04"(100) CAULK OUTLET
- Fig. 1420T 02(50), 03(75) & 04"(100) THREADED OUTLET



- Fig. 1420C 05(125) & 06"(150) CAULK OUTLET
- Fig. 1420T 05(125) & 06"(150) THREADED OUTLET

A SIZE	02 (50)	03 (75)	04 (100)	05 (125)	06 (150)
B	6 7/8 (175)	6 3/8 (162)	5 7/8 (149)	5 (125)	4 1/2 (115)
C	4 3/4 (120)	4 3/4 (120)	4 3/4 (120)	6 1/4 (160)	6 1/4 (160)
D	6 (150)	6 (150)	6 (150)	6 5/8 (168)	6 7/8 (175)
E	10 (254)	9 3/4 (248)	9 5/8 (244)	10 (254)	7 3/4 (195)
F	8 5/8 (219)	8 3/4 (220)	8 3/4 (220)	8 1/2 (215)	8 1/2 (215)

DRAWING NUMBER S1410
 SIZE A
 SCALE: NONE
 DATE: 3-1-85
 APPROVED BY: TD
 CHECKED BY: TD
 DRAWN BY: WAS
 FIGURE NUMBER 1410, 1420

WE CAN ASSUME NO RESPONSIBILITY FOR USE OF SUPERSEDED OR VOID DATA
 DIMENSIONS ARE SUBJECT TO MANUFACTURERS TOLERANCE AND CHANGE WITHOUT NOTICE

REV.	DATE	DESCRIPTION	BY	CKD. BY
AA	9-20-24	Revised Table	HS	CL
Z	2-1-24	Removed Function	HS	CL
Y	5-16-23	Revised Variations	HS	CL
X	3-8-23	Added @ to "Speedi-Set"	KK	CL

WEIGHT POUNDS	VOLUME CUBIC FEET	FIGURE NUMBER
		1410, 1420