

B



JAY R. SMITH MFG. CO.
 DIVISION OF SMITH INDUSTRIES, INC.
 POST OFFICE BOX 3237
 MONTGOMERY, ALABAMA 36109-0237 (USA)
 TEL: 334-277-8520 FAX: 334-272-7396 www.jrsmith.com



MEMBER OF:

LOCATION

FIXED AIR GAPS

FUNCTION: When installed between the fixture waste outlet and the plumbing drainage system, SMITH Fixed Air Gaps provide protection of fixtures such as food processing equipment, kitchen fixtures, storage tanks, etc., from contamination due to back flow in the drain line. (Air Gap fittings in plumbing waste lines are installed on the house side of the fixture trap.) SMITH Fixed Air Gaps when installed in the water supply to a fixture or appliance, such as evaporative coolers, sterilizers, etc., will prevent contamination from cross connection between the potable water supply and the fixture that handles a contaminating liquid or one that is connected to a plumbing waste line. Local codes should be checked.

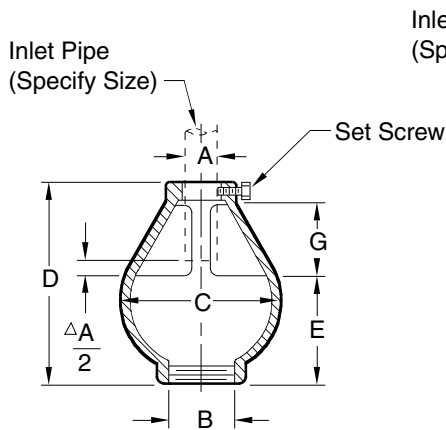


Fig. 3950T
 THREADED OUTLET ONLY
 (Specify A + B)

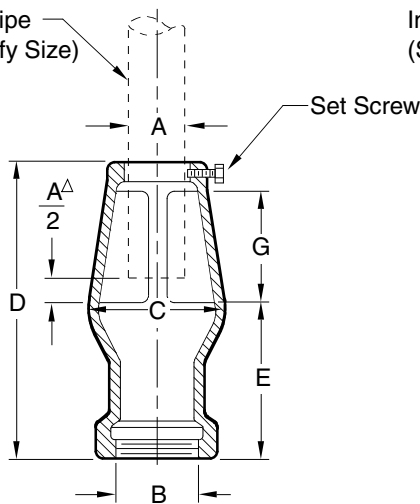


Fig. 3951T
 THREADED OUTLET ONLY
 (Specify A + B)

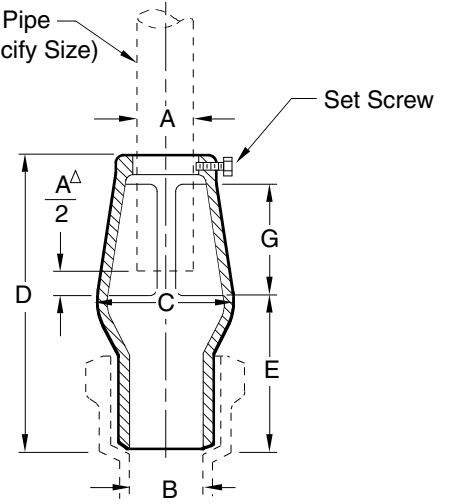


Fig 3955S
 NO-HUB OR SPIGOT OUTLET
 (Specify A + B)

A	B	C	D	E	G
0250(10)	075(19)	3(76)	3(76)	1 3/4(44)	1(25)
050(15)	075(19)	4 1/4(110)	5 1/2(140)	3(76)	2(51)
050(15)	01(25)	4 1/4(110)	5 1/2(140)	3(76)	2(51)
075(20)	0150(38)	4 1/4(110)	5 1/2(140)	3(76)	2(51)
01(25)	0150(38)	4 1/4(110)	5 1/2(140)	3(76)	2(51)

A	B	C	D	E	G
01(25)	02(51)	3 1/2(89)	8(205)	4 1/4(110)	3(76)
0125(35)	02(51)	3 1/2(89)	8(205)	4 1/4(110)	3(76)
02(50)	03(76)	4 1/2(115)	11 1/2(290)	6 1/2(165)	4(100)
03(80)	04(100)	6 1/2(165)	15 1/2(395)	8 (205)	6(150)
04(100)	06(150)	8 1/2(215)	20(510)	10(255)	8(205)

$\frac{\Delta A}{2} = 1/2(13) \text{ Dia. of Inlet Pipe MIN}$

REGULARLY FURNISHED:
 Duco Cast Iron

OPTIONAL MATERIALS:

- Cast Bronze -CB
- Chrome Plated Bronze -CP
- Chrome Plated Cast Iron -CPCI

NOTE: Dimensions shown in parentheses are in millimeters.

DRAWING NUMBER
 S3950

SIZE
 A

SCALE:
 NONE

DATE:
 9-19-85

APPROVED BY:
 SJM

CHECKED BY:
 JD

DRAWN BY:
 PJ

3950,3951,3955

WE CAN ASSUME NO RESPONSIBILITY FOR USE OF SUPERSEDED OR VOID DATA

DIMENSIONS ARE SUBJECT TO MANUFACTURERS TOLERANCE AND CHANGE WITHOUT NOTICE

FIGURE NUMBER	B A	8-27-96 7-25-94	Added Millimeters Submittal Update	EMB EMB	BS BS	WEIGHT POUNDS	VOLUME CUBIC FEET	FIGURE NUMBER 3950,3951,3955
REV.	DATE	DESCRIPTION		BY	CKD. BY			