

D



JAY R. SMITH MFG. CO.®
 DIVISION OF SMITH INDUSTRIES, INC.
 POST OFFICE BOX 3237
 MONTGOMERY, ALABAMA 36109-0237 (USA)
 TEL: 334-277-8520 FAX: 334-272-7396 www.jrsmith.com



LOCATION

DRAWING NUMBER
PM2789 Pg 1 of 2

SIZE
A

SCALE:
NONE

DATE:
9-19-85

APPROVED BY:
SJM

CHECKED BY:
J.D.

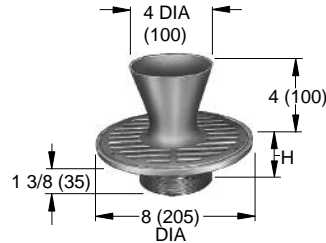
DRAWN BY:
PJ

**3510 SERIES
 OPTIONAL
 STRAINER HEADS**

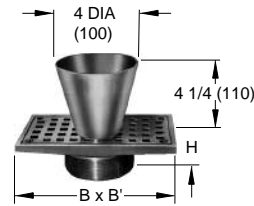
FIGURE
 NUMBER

OPTIONAL ADJUSTABLE STRAINER HEADS

ROUND TOP
 ROUND INTEGRAL FUNNEL
 (SUFFIX -F10)



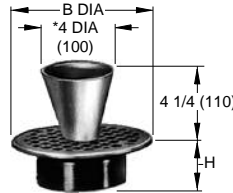
RECTANGULAR TOP
 ROUND FUNNEL
 (Suffix -F13, -F14, -F15,
 -F16, -F17 & -F18)



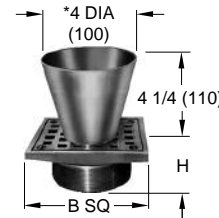
*SUFFIX	-F10	-F13	-F14	-F15	-F16	-F17	-F18
B X B'	-	4 1/4 (110) x 8 (205)	4 (100) x 12 (305)	5 (125) x 9 (230)	5 (125) x 13 (330)	5 (125) x 17 (430)	6 (150) x 10 (255)
H	2 3/8 (60)	2 1/4 (57)	2 1/2 (64)	2 1/4 (57)	3 (76)	3 (76)	2 1/4 (57)
X	MIN	1 1/2 (38)	1 3/8 (35)	1 7/8 (48)	1 3/8 (35)	2 1/8 (54)	2 1/4 (57)
	MAX	2 1/2 (64)	2 1/4 (57)	2 3/4 (70)	2 3/8 (60)	3 (76)	3 1/8 (79)

*Specify Size, Type & Finish. eg: -F10-08CP

ROUND TOP
 ROUND FUNNEL
 (SUFFIX -F11)



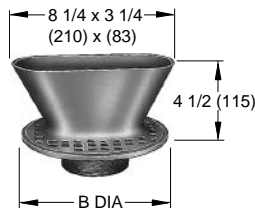
SQUARE TOP
 ROUND FUNNEL
 (SUFFIX -F12)



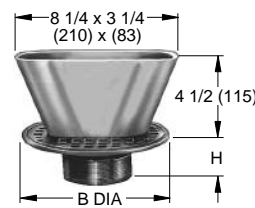
*SUFFIX	-F11 & -F12						
B DIA or SQ	05 (125)	06 (150)	07 (180)	08 (205)	09 (230)	10 (255)	
H	2 (51)	2 (51)	2 1/4 (57)	2 1/2 (64)	2 1/2 (64)	2 3/4 (70)	
X	MIN	1 1/4 (32)	1 1/4 (32)	1 1/4 (32)	1 1/2 (38)	1 1/2 (38)	1 1/2 (38)
	MAX	2 1/4 (57)	2 1/4 (57)	2 1/4 (57)	2 1/2 (64)	2 1/2 (64)	2 3/8 (60)

*Specify Size, Type & Finish. eg: -F11-06CP

ROUND TOP
 OVAL INTEGRAL FUNNEL
 (SUFFIX -F19)



ROUND TOP
 OVAL FUNNEL
 (Suffix -F20, -F21,
 -F22, -F23 & -F24)



*SUFFIX	-F19	-F20	-F21	-F22	-F23	-F24
B DIA	08 (205)	06 (150)	07 (180)	08 (205)	09 (230)	10 (255)
H	2 1/2 (64)	2 (51)	2 1/4 (57)	2 1/2 (64)	2 1/2 (64)	2 3/4 (70)
X	MIN	1 1/2 (38)	1 1/4 (32)	1 1/4 (32)	1 1/2 (38)	1 1/2 (38)
	MAX	2 1/2 (64)	2 1/4 (57)	2 1/4 (57)	2 1/2 (64)	2 1/2 (64)

*Specify Size, Type & Finish. eg: -F19CP

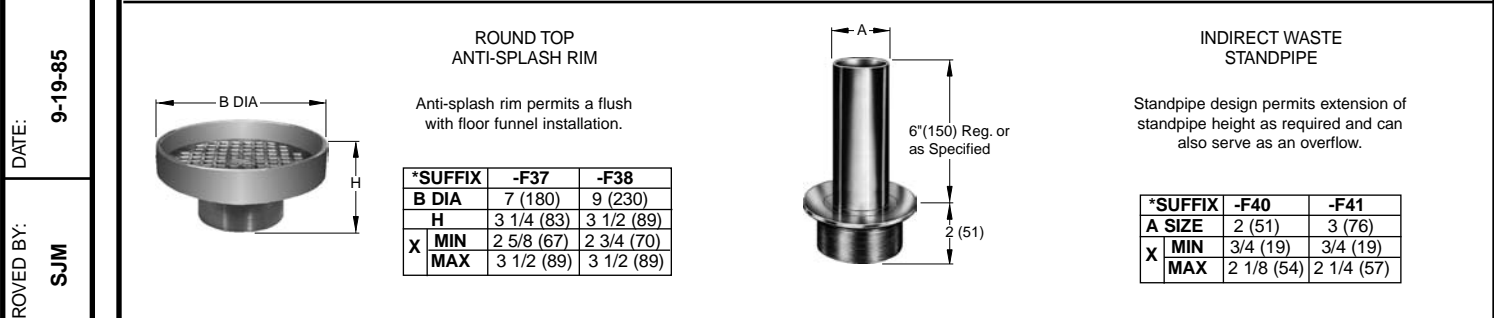
D	7-31-08	Revised Dim	TBW	CL	WEIGHT POUNDS	VOLUME CUBIC FEET	FIGURE NUMBER 3510 SERIES OPTIONAL STRAINER HEADS
C	11-2-95	Revised	EMB	BS			
B	7-27-95	Added Millimeters & Made 2 Pgs	EMB	BS			
REV.	DATE	DESCRIPTION	BY	CKD. BY			

OPTIONAL ADJUSTABLE STRAINER HEADS



*SUFFIX	-F25	-F26	-F27	-F28	-F29
B SQ	06 (150)	07 (180)	08 (205)	09 (230)	10 (255)
H	2 (51)	2 1/4 (57)	2 1/2 (64)	2 1/2 (64)	2 3/4 (70)
X	MIN	1 1/4 (32)	1 1/4 (32)	1 1/2 (38)	1 1/2 (38)
	MAX	2 1/4 (57)	2 1/2 (64)	2 1/2 (64)	2 3/4 (70)

*SUFFIX	-F30	-F31	-F32	-F33	-F34	-F35
B x B'	4 1/4 X 8 (110) X (205)	4 x 12 (100) x (305)	5 x 9 (125) x (230)	5 x 13 (125) x (330)	6 x 10 (150) x (255)	5 x 17 (125) x (430)
H	2 1/2 (57)	2 1/2 (64)	2 1/4 (57)	3 (76)	2 1/4 (57)	3 (76)
X	MIN	1 3/8 (35)	1 7/8 (48)	1 3/8 (35)	2 1/8 (54)	2 1/4 (57)
	MAX	2 3/8 (60)	2 3/4 (70)	2 3/8 (60)	3 (76)	2 3/8 (60)



*Specify Size, Type & Finish. eg: -F40NB or -F41CP
FUNNEL ASSEMBLIES ONLY

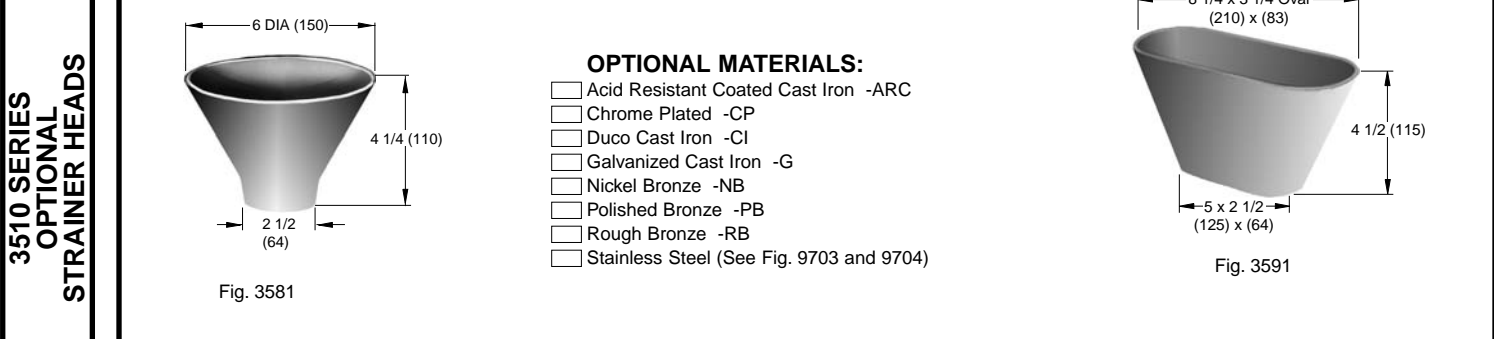
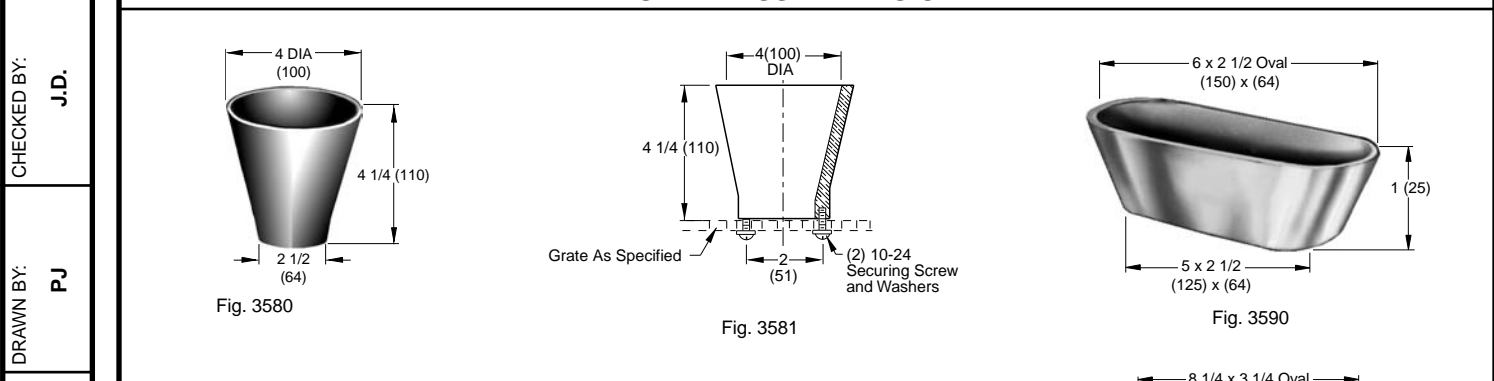


FIGURE NUMBER	C	7-31-08	Revised Dim & Table	TBW	CL	WEIGHT POUNDS	VOLUME CUBIC FEET	FIGURE NUMBER
	B	7-27-95	Added MM's & Made 2 Pgs	EMB	BS			
	A	1-30-95	Submittal Update	CMB	BS			3510 SERIES OPTIONAL STRAINER HEADS
	REV.	DATE	DESCRIPTION	BY	CKD. BY			

DRAWING NUMBER: PM2789 Pg 2 of 2

SIZE: A

SCALE: NONE

DATE: 9-19-85

APPROVED BY: SJM

CHECKED BY: J.D.

DRAWN BY: PJ

3510 SERIES OPTIONAL STRAINER HEADS