







OIL INTERCEPTORS, SOLIDS INTERCEPTORS

8510 8510E SERIES 	STEEL OIL INTERCEPTORS																																																																																									
	<table border="1"> <thead> <tr> <th>Figure No.</th> <th>GPM Flow Rate</th> <th>*Inlet & Outlet Size</th> <th>†Steel Duco Coated</th> <th>**with 4 to 6" Extension (-E) Duco Coated</th> <th>ADD FOR: Ea 1" Ext Over 6"</th> <th>Anchor Flange (-F) (w/Ext only)</th> <th>Flange and Flash Clamp (-F-C) (w/Ext only)</th> <th>H20 Cover</th> <th>Aluminum Cover (-AC)</th> <th>Approx. Wt. Lbs.</th> </tr> </thead> <tbody> <tr> <td>8510</td> <td>10</td> <td>02"</td> <td>3,223.00</td> <td>5,662.00</td> <td>121.00</td> <td>760.00</td> <td>916.00</td> <td>3,174.00</td> <td>722.00</td> <td>100</td> </tr> <tr> <td>8515</td> <td>15</td> <td>*02"</td> <td>4,276.00</td> <td>6,785.00</td> <td>137.00</td> <td>760.00</td> <td>916.00</td> <td>3,414.00</td> <td>722.00</td> <td>110</td> </tr> <tr> <td>8520</td> <td>20</td> <td>*03"</td> <td>5,024.00</td> <td>7,533.00</td> <td>155.00</td> <td>822.00</td> <td>977.00</td> <td>3,615.00</td> <td>1,011.00</td> <td>125</td> </tr> <tr> <td>8525</td> <td>25</td> <td>*03"</td> <td>5,570.00</td> <td>8,243.00</td> <td>176.00</td> <td>856.00</td> <td>1,021.00</td> <td>3,816.00</td> <td>1,011.00</td> <td>145</td> </tr> <tr> <td>8535</td> <td>35</td> <td>*03"</td> <td>6,691.00</td> <td>9,688.00</td> <td>193.00</td> <td>897.00</td> <td>1,064.00</td> <td>4,217.00</td> <td>1,011.00</td> <td>175</td> </tr> <tr> <td>8550</td> <td>50</td> <td>*03"</td> <td>9,020.00</td> <td>12,260.00</td> <td>224.00</td> <td>916.00</td> <td>1,205.00</td> <td>4,418.00</td> <td>1,011.00</td> <td>215</td> </tr> </tbody> </table>	Figure No.	GPM Flow Rate	*Inlet & Outlet Size	†Steel Duco Coated	**with 4 to 6" Extension (-E) Duco Coated	ADD FOR: Ea 1" Ext Over 6"	Anchor Flange (-F) (w/Ext only)	Flange and Flash Clamp (-F-C) (w/Ext only)	H20 Cover	Aluminum Cover (-AC)	Approx. Wt. Lbs.	8510	10	02"	3,223.00	5,662.00	121.00	760.00	916.00	3,174.00	722.00	100	8515	15	*02"	4,276.00	6,785.00	137.00	760.00	916.00	3,414.00	722.00	110	8520	20	*03"	5,024.00	7,533.00	155.00	822.00	977.00	3,615.00	1,011.00	125	8525	25	*03"	5,570.00	8,243.00	176.00	856.00	1,021.00	3,816.00	1,011.00	145	8535	35	*03"	6,691.00	9,688.00	193.00	897.00	1,064.00	4,217.00	1,011.00	175	8550	50	*03"	9,020.00	12,260.00	224.00	916.00	1,205.00	4,418.00	1,011.00	215	<p>ADD FOR: Y No-Hub Adaptor (4 reqd)See Fig. 2646Y *Inlet & Outlet, One Size Larger.....N/C **Specify Extension Height when ordering, measuring from top of interceptor to top of extension.</p>											
Figure No.	GPM Flow Rate	*Inlet & Outlet Size	†Steel Duco Coated	**with 4 to 6" Extension (-E) Duco Coated	ADD FOR: Ea 1" Ext Over 6"	Anchor Flange (-F) (w/Ext only)	Flange and Flash Clamp (-F-C) (w/Ext only)	H20 Cover	Aluminum Cover (-AC)	Approx. Wt. Lbs.																																																																																
8510	10	02"	3,223.00	5,662.00	121.00	760.00	916.00	3,174.00	722.00	100																																																																																
8515	15	*02"	4,276.00	6,785.00	137.00	760.00	916.00	3,414.00	722.00	110																																																																																
8520	20	*03"	5,024.00	7,533.00	155.00	822.00	977.00	3,615.00	1,011.00	125																																																																																
8525	25	*03"	5,570.00	8,243.00	176.00	856.00	1,021.00	3,816.00	1,011.00	145																																																																																
8535	35	*03"	6,691.00	9,688.00	193.00	897.00	1,064.00	4,217.00	1,011.00	175																																																																																
8550	50	*03"	9,020.00	12,260.00	224.00	916.00	1,205.00	4,418.00	1,011.00	215																																																																																
CAT PG. 8-11																																																																																										
8560 8560E SERIES 	STEEL OIL INTERCEPTORS																																																																																									
	<table border="1"> <thead> <tr> <th>Figure No.</th> <th>GPM Flow Rate</th> <th>Inlet & Outlet Size</th> <th>†Steel Duco Coated</th> <th>*w/Up to 10" Extension (-E)</th> <th>ADD FOR: Ea 1" Ex Over 10"</th> <th>H20 Cover</th> <th>Anchor Flange (-F) (w/Ext only)</th> <th>Flange and Flash Clamp (-F-C) (w/Ext only)</th> <th>Approx. Wt. Lbs.</th> </tr> </thead> <tbody> <tr> <td>8560</td> <td>75</td> <td>04"</td> <td>16,579.00</td> <td>18,322.00</td> <td>137.00</td> <td>4,664.00</td> <td>1,071.00</td> <td>1,945.00</td> <td>470</td> </tr> <tr> <td>8565</td> <td>100</td> <td>04"</td> <td>18,584.00</td> <td>20,542.00</td> <td>146.00</td> <td>6,418.00</td> <td>1,198.00</td> <td>2,176.00</td> <td>690</td> </tr> <tr> <td>8570</td> <td>150</td> <td>05"</td> <td>20,512.00</td> <td>22,690.00</td> <td>168.00</td> <td>8,240.00</td> <td>1,673.00</td> <td>2,695.00</td> <td>860</td> </tr> <tr> <td>8575</td> <td>200</td> <td>05"</td> <td>28,876.00</td> <td>32,797.00</td> <td>176.00</td> <td>9,398.00</td> <td>1,794.00</td> <td>3,148.00</td> <td>1,310</td> </tr> <tr> <td>8580</td> <td>250</td> <td>05"</td> <td>33,368.00</td> <td>38,240.00</td> <td>193.00</td> <td>12,974.00</td> <td>2,391.00</td> <td>4,247.00</td> <td>1,620</td> </tr> <tr> <td>8585</td> <td>350</td> <td>05"</td> <td>43,548.00</td> <td>50,312.00</td> <td>243.00</td> <td>19,639.00</td> <td>3,024.00</td> <td>5,078.00</td> <td>2,030</td> </tr> <tr> <td>8590</td> <td>500</td> <td>06"</td> <td>56,418.00</td> <td>66,586.00</td> <td>291.00</td> <td>27,636.00</td> <td>3,590.00</td> <td>6,039.00</td> <td>2,540</td> </tr> </tbody> </table>	Figure No.	GPM Flow Rate	Inlet & Outlet Size	†Steel Duco Coated	*w/Up to 10" Extension (-E)	ADD FOR: Ea 1" Ex Over 10"	H20 Cover	Anchor Flange (-F) (w/Ext only)	Flange and Flash Clamp (-F-C) (w/Ext only)	Approx. Wt. Lbs.	8560	75	04"	16,579.00	18,322.00	137.00	4,664.00	1,071.00	1,945.00	470	8565	100	04"	18,584.00	20,542.00	146.00	6,418.00	1,198.00	2,176.00	690	8570	150	05"	20,512.00	22,690.00	168.00	8,240.00	1,673.00	2,695.00	860	8575	200	05"	28,876.00	32,797.00	176.00	9,398.00	1,794.00	3,148.00	1,310	8580	250	05"	33,368.00	38,240.00	193.00	12,974.00	2,391.00	4,247.00	1,620	8585	350	05"	43,548.00	50,312.00	243.00	19,639.00	3,024.00	5,078.00	2,030	8590	500	06"	56,418.00	66,586.00	291.00	27,636.00	3,590.00	6,039.00	2,540	<p>ADD FOR: Y No-Hub Adaptor (4 reqd)See Fig. 2646Y -AC Aluminum Cover on InterceptorPOA Inlet & Outlet, One Size Larger.....372.00 *Specify Extension Height when ordering, measuring from top of interceptor to top of extension.</p>								
Figure No.	GPM Flow Rate	Inlet & Outlet Size	†Steel Duco Coated	*w/Up to 10" Extension (-E)	ADD FOR: Ea 1" Ex Over 10"	H20 Cover	Anchor Flange (-F) (w/Ext only)	Flange and Flash Clamp (-F-C) (w/Ext only)	Approx. Wt. Lbs.																																																																																	
8560	75	04"	16,579.00	18,322.00	137.00	4,664.00	1,071.00	1,945.00	470																																																																																	
8565	100	04"	18,584.00	20,542.00	146.00	6,418.00	1,198.00	2,176.00	690																																																																																	
8570	150	05"	20,512.00	22,690.00	168.00	8,240.00	1,673.00	2,695.00	860																																																																																	
8575	200	05"	28,876.00	32,797.00	176.00	9,398.00	1,794.00	3,148.00	1,310																																																																																	
8580	250	05"	33,368.00	38,240.00	193.00	12,974.00	2,391.00	4,247.00	1,620																																																																																	
8585	350	05"	43,548.00	50,312.00	243.00	19,639.00	3,024.00	5,078.00	2,030																																																																																	
8590	500	06"	56,418.00	66,586.00	291.00	27,636.00	3,590.00	6,039.00	2,540																																																																																	
CAT PG. 8-11																																																																																										
OIL INTERCEPTORS WITH INTEGRAL STORAGE COMPARTMENT																																																																																										
8599 SERIES CAT PG. 8-12			Figure No. POA 8599 Series..... POA																																																																																							
SOLIDS INTERCEPTOR, FLUSH W/FLOOR OR ON-THE-FLOOR TYPE/DUCO BODY																																																																																										
8710 8714 8715  CAT PG. 8-14	<table border="1"> <thead> <tr> <th>Figure No.</th> <th>Inlet & Outlet Size</th> <th>†Duco CI</th> <th>W/ARC In (ARI) or Out (ARO)</th> <th>W/ARC In & Out (ARIO)</th> <th>Aluminum Body (-AA)</th> <th>Approx. Wt. Lbs.</th> </tr> </thead> <tbody> <tr> <td>8710</td> <td>0150 or 02"</td> <td>757.00</td> <td>1,171.00</td> <td>1,251.00</td> <td>1,064.00</td> <td>25</td> </tr> <tr> <td>8714</td> <td>0150 or 02"</td> <td>757.00</td> <td>1,171.00</td> <td>1,251.00</td> <td>-</td> <td>43</td> </tr> <tr> <td>8715</td> <td>0150 or 02"</td> <td>2,648.00</td> <td>3,986.00</td> <td>4,107.00</td> <td>-</td> <td>140</td> </tr> </tbody> </table>	Figure No.	Inlet & Outlet Size	†Duco CI	W/ARC In (ARI) or Out (ARO)	W/ARC In & Out (ARIO)	Aluminum Body (-AA)	Approx. Wt. Lbs.	8710	0150 or 02"	757.00	1,171.00	1,251.00	1,064.00	25	8714	0150 or 02"	757.00	1,171.00	1,251.00	-	43	8715	0150 or 02"	2,648.00	3,986.00	4,107.00	-	140																																																													
	Figure No.	Inlet & Outlet Size	†Duco CI	W/ARC In (ARI) or Out (ARO)	W/ARC In & Out (ARIO)	Aluminum Body (-AA)	Approx. Wt. Lbs.																																																																																			
8710	0150 or 02"	757.00	1,171.00	1,251.00	1,064.00	25																																																																																				
8714	0150 or 02"	757.00	1,171.00	1,251.00	-	43																																																																																				
8715	0150 or 02"	2,648.00	3,986.00	4,107.00	-	140																																																																																				
SUSPENDED TYPE																																																																																										
<table border="1"> <thead> <tr> <th>Figure No.</th> <th>Inlet/Outlet Size</th> <th>†Duco CI</th> <th>-ARI or -ARO</th> <th>-ARIO</th> <th>Alum Body (-AA)</th> <th>ABS Body (-ABS)</th> <th>Approx. Wt. Lbs.</th> </tr> </thead> <tbody> <tr> <td>8730</td> <td>0150 or 02"</td> <td>757.00</td> <td>1,171.00</td> <td>1,251.00</td> <td>1,064.00</td> <td>757.00</td> <td>20</td> </tr> </tbody> </table>												Figure No.	Inlet/Outlet Size	†Duco CI	-ARI or -ARO	-ARIO	Alum Body (-AA)	ABS Body (-ABS)	Approx. Wt. Lbs.	8730	0150 or 02"	757.00	1,171.00	1,251.00	1,064.00	757.00	20																																																															
Figure No.	Inlet/Outlet Size	†Duco CI	-ARI or -ARO	-ARIO	Alum Body (-AA)	ABS Body (-ABS)	Approx. Wt. Lbs.																																																																																			
8730	0150 or 02"	757.00	1,171.00	1,251.00	1,064.00	757.00	20																																																																																			
HAIR AND LINT INTERCEPTORS																																																																																										
8750 8760  CAT PG. 8-15	<table border="1"> <thead> <tr> <th>Figure No.</th> <th>Inlet & Outside Size</th> <th>†Chrome Plated Bronze (Reg Furn)</th> <th>Polished Bronze (-PB)</th> <th>Chrome Plated Cast Iron (-CPCI)</th> <th>Duco Cast Iron (-CI)</th> <th>Approx. Wt. Lbs.</th> </tr> </thead> <tbody> <tr> <td>8750</td> <td>0125 or 0150"</td> <td>1,231.00</td> <td>922.00</td> <td>812.00</td> <td>502.00</td> <td>6</td> </tr> </tbody> </table>	Figure No.	Inlet & Outside Size	†Chrome Plated Bronze (Reg Furn)	Polished Bronze (-PB)	Chrome Plated Cast Iron (-CPCI)	Duco Cast Iron (-CI)	Approx. Wt. Lbs.	8750	0125 or 0150"	1,231.00	922.00	812.00	502.00	6																																																																											
	Figure No.	Inlet & Outside Size	†Chrome Plated Bronze (Reg Furn)	Polished Bronze (-PB)	Chrome Plated Cast Iron (-CPCI)	Duco Cast Iron (-CI)	Approx. Wt. Lbs.																																																																																			
8750	0125 or 0150"	1,231.00	922.00	812.00	502.00	6																																																																																				
HAIR AND LINT INTERCEPTORS WITH TOP OUTLET ELBOW																																																																																										
<table border="1"> <thead> <tr> <th>Figure No.</th> <th>Inlet & Outside Size</th> <th>†Chrome Plated Bronze (Reg Furn)</th> <th>Polished Bronze (-PB)</th> <th>Chrome Plated Cast Iron (-CPCI)</th> <th>Duco Cast Iron (-CI)</th> <th>Approx. Wt. Lbs.</th> </tr> </thead> <tbody> <tr> <td>8760</td> <td>0125 or 0150"</td> <td>1,460.00</td> <td>1,116.00</td> <td>1,049.00</td> <td>706.00</td> <td>9</td> </tr> </tbody> </table>												Figure No.	Inlet & Outside Size	†Chrome Plated Bronze (Reg Furn)	Polished Bronze (-PB)	Chrome Plated Cast Iron (-CPCI)	Duco Cast Iron (-CI)	Approx. Wt. Lbs.	8760	0125 or 0150"	1,460.00	1,116.00	1,049.00	706.00	9																																																																	
Figure No.	Inlet & Outside Size	†Chrome Plated Bronze (Reg Furn)	Polished Bronze (-PB)	Chrome Plated Cast Iron (-CPCI)	Duco Cast Iron (-CI)	Approx. Wt. Lbs.																																																																																				
8760	0125 or 0150"	1,460.00	1,116.00	1,049.00	706.00	9																																																																																				
<p>ADD FOR: Replacement SS or Copper Sediment Retainer (with purchase of Interceptor)150.00</p>																																																																																										
SUSPENDED TYPE																																																																																										
<table border="1"> <thead> <tr> <th>Size</th> <th>†Duco Cast Iron</th> <th>For Each Replacement Basket</th> <th>Approx. Wt. lbs.</th> <th>Size</th> <th>†Duco Cast Iron</th> <th>For Each Replacement Basket</th> <th>Approx. Wt. Lbs.</th> </tr> </thead> <tbody> <tr> <td>02"</td> <td>1,651.00</td> <td>812.00</td> <td>35</td> <td>05"</td> <td>5,177.00</td> <td>1,356.00</td> <td>90</td> </tr> <tr> <td>0250"</td> <td>1,764.00</td> <td>812.00</td> <td>40</td> <td>06"</td> <td>6,469.00</td> <td>1,682.00</td> <td>130</td> </tr> <tr> <td>03"</td> <td>2,733.00</td> <td>812.00</td> <td>40</td> <td>08"</td> <td>10,503.00</td> <td>2,810.00</td> <td>200</td> </tr> <tr> <td>04"</td> <td>3,814.00</td> <td>1,063.00</td> <td>60</td> <td>10"</td> <td>19,392.00</td> <td>3,947.00</td> <td>330</td> </tr> </tbody> </table>												Size	†Duco Cast Iron	For Each Replacement Basket	Approx. Wt. lbs.	Size	†Duco Cast Iron	For Each Replacement Basket	Approx. Wt. Lbs.	02"	1,651.00	812.00	35	05"	5,177.00	1,356.00	90	0250"	1,764.00	812.00	40	06"	6,469.00	1,682.00	130	03"	2,733.00	812.00	40	08"	10,503.00	2,810.00	200	04"	3,814.00	1,063.00	60	10"	19,392.00	3,947.00	330																																							
Size	†Duco Cast Iron	For Each Replacement Basket	Approx. Wt. lbs.	Size	†Duco Cast Iron	For Each Replacement Basket	Approx. Wt. Lbs.																																																																																			
02"	1,651.00	812.00	35	05"	5,177.00	1,356.00	90																																																																																			
0250"	1,764.00	812.00	40	06"	6,469.00	1,682.00	130																																																																																			
03"	2,733.00	812.00	40	08"	10,503.00	2,810.00	200																																																																																			
04"	3,814.00	1,063.00	60	10"	19,392.00	3,947.00	330																																																																																			
<table border="1"> <thead> <tr> <th>Size</th> <th>†Duco Cast Iron</th> <th>For Each Replacement Basket</th> <th>Approx. Wt. lbs.</th> <th>Size</th> <th>†Duco Cast Iron</th> <th>For Each Replacement Basket</th> <th>Approx. Wt. Lbs.</th> </tr> </thead> <tbody> <tr> <td>02"</td> <td>1,651.00</td> <td>812.00</td> <td>35</td> <td>05"</td> <td>5,177.00</td> <td>1,356.00</td> <td>90</td> </tr> <tr> <td>0250"</td> <td>1,764.00</td> <td>812.00</td> <td>40</td> <td>06"</td> <td>6,469.00</td> <td>1,682.00</td> <td>130</td> </tr> <tr> <td>03"</td> <td>2,733.00</td> <td>812.00</td> <td>40</td> <td>08"</td> <td>10,503.00</td> <td>2,810.00</td> <td>200</td> </tr> <tr> <td>04"</td> <td>3,814.00</td> <td>1,063.00</td> <td>60</td> <td>10"</td> <td>19,392.00</td> <td>3,947.00</td> <td>330</td> </tr> </tbody> </table>												Size	†Duco Cast Iron	For Each Replacement Basket	Approx. Wt. lbs.	Size	†Duco Cast Iron	For Each Replacement Basket	Approx. Wt. Lbs.	02"	1,651.00	812.00	35	05"	5,177.00	1,356.00	90	0250"	1,764.00	812.00	40	06"	6,469.00	1,682.00	130	03"	2,733.00	812.00	40	08"	10,503.00	2,810.00	200	04"	3,814.00	1,063.00	60	10"	19,392.00	3,947.00	330																																							
Size	†Duco Cast Iron	For Each Replacement Basket	Approx. Wt. lbs.	Size	†Duco Cast Iron	For Each Replacement Basket	Approx. Wt. Lbs.																																																																																			
02"	1,651.00	812.00	35	05"	5,177.00	1,356.00	90																																																																																			
0250"	1,764.00	812.00	40	06"	6,469.00	1,682.00	130																																																																																			
03"	2,733.00	812.00	40	08"	10,503.00	2,810.00	200																																																																																			
04"	3,814.00	1,063.00	60	10"	19,392.00	3,947.00	330																																																																																			
<table border="1"> <thead> <tr> <th>Size</th> <th>†Duco Cast Iron</th> <th>For Each Replacement Basket</th> <th>Approx. Wt. lbs.</th> <th>Size</th> <th>†Duco Cast Iron</th> <th>For Each Replacement Basket</th> <th>Approx. Wt. Lbs.</th> </tr> </thead> <tbody> <tr> <td>02"</td> <td>1,651.00</td> <td>812.00</td> <td>35</td> <td>05"</td> <td>5,177.00</td> <td>1,356.00</td> <td>90</td> </tr> <tr> <td>0250"</td> <td>1,764.00</td> <td>812.00</td> <td>40</td> <td>06"</td> <td>6,469.00</td> <td>1,682.00</td> <td>130</td> </tr> <tr> <td>03"</td> <td>2,733.00</td> <td>812.00</td> <td>40</td> <td>08"</td> <td>10,503.00</td> <td>2,810.00</td> <td>200</td> </tr> <tr> <td>04"</td> <td>3,814.00</td> <td>1,063.00</td> <td>60</td> <td>10"</td> <td>19,392.00</td> <td>3,947.00</td> <td>330</td> </tr> </tbody> </table>												Size	†Duco Cast Iron	For Each Replacement Basket	Approx. Wt. lbs.	Size	†Duco Cast Iron	For Each Replacement Basket	Approx. Wt. Lbs.	02"	1,651.00	812.00	35	05"	5,177.00	1,356.00	90	0250"	1,764.00	812.00	40	06"	6,469.00	1,682.00	130	03"	2,733.00	812.00	40	08"	10,503.00	2,810.00	200	04"	3,814.00	1,063.00	60	10"	19,392.00	3,947.00	330																																							
Size	†Duco Cast Iron	For Each Replacement Basket	Approx. Wt. lbs.	Size	†Duco Cast Iron	For Each Replacement Basket	Approx. Wt. Lbs.																																																																																			
02"	1,651.00	812.00	35	05"	5,177.00	1,356.00	90																																																																																			
0250"	1,764.00	812.00	40	06"	6,469.00	1,682.00	130																																																																																			
03"	2,733.00	812.00	40	08"	10,503.00	2,810.00	200																																																																																			
04"	3,814.00	1,063.00	60	10"	19,392.00	3,947.00	330																																																																																			
<table border="1"> <thead> <tr> <th>Size</th> <th>†Duco Cast Iron</th> <th>For Each Replacement Basket</th> <th>Approx. Wt. lbs.</th> <th>Size</th> <th>†Duco Cast Iron</th> <th>For Each Replacement Basket</th> <th>Approx. Wt. Lbs.</th> </tr> </thead> <tbody> <tr> <td>02"</td> <td>1,651.00</td> <td>812.00</td> <td>35</td> <td>05"</td> <td>5,177.00</td> <td>1,356.00</td> <td>90</td> </tr> <tr> <td>0250"</td> <td>1,764.00</td> <td>812.00</td> <td>40</td> <td>06"</td> <td>6,469.00</td> <td>1,682.00</td> <td>130</td> </tr> <tr> <td>03"</td> <td>2,733.00</td> <td>812.00</td> <td>40</td> <td>08"</td> <td>10,503.00</td> <td>2,810.00</td> <td>200</td> </tr> <tr> <td>04"</td> <td>3,814.00</td> <td>1,063.00</td> <td>60</td> <td>10"</td> <td>19,392.00</td> <td>3,947.00</td> <td>330</td> </tr> </tbody> </table>												Size	†Duco Cast Iron	For Each Replacement Basket	Approx. Wt. lbs.	Size	†Duco Cast Iron	For Each Replacement Basket	Approx. Wt. Lbs.	02"	1,651.00	812.00	35	05"	5,177.00	1,356.00	90	0250"	1,764.00	812.00	40	06"	6,469.00	1,682.00	130	03"	2,733.00	812.00	40	08"	10,503.00	2,810.00	200	04"	3,814.00	1,063.00	60	10"	19,392.00	3,947.00	330																																							
Size	†Duco Cast Iron	For Each Replacement Basket	Approx. Wt. lbs.	Size	†Duco Cast Iron	For Each Replacement Basket	Approx. Wt. Lbs.																																																																																			
02"	1,651.00	812.00	35	05"	5,177.00	1,356.00	90																																																																																			
0250"	1,764.00	812.00	40	06"	6,469.00	1,682.00	130																																																																																			
03"	2,733.00	812.00	40	08"	10,503.00	2,810.00	200																																																																																			
04"	3,814.00	1,063.00	60	10"	19,392.00	3,947.00	330																																																																																			
<table border="1"> <thead> <tr> <th>Size</th> <th>†Duco Cast Iron</th> <th>For Each Replacement Basket</th> <th>Approx. Wt. lbs.</th> <th>Size</th> <th>†Duco Cast Iron</th> <th>For Each Replacement Basket</th> <th>Approx. Wt. Lbs.</th> </tr> </thead> <tbody> <tr> <td>02"</td> <td>1,651.00</td> <td>812.00</td> <td>35</td> <td>05"</td> <td>5,177.00</td> <td>1,356.00</td> <td>90</td> </tr> <tr> <td>0250"</td> <td>1,764.00</td> <td>812.00</td> <td>40</td> <td>06"</td> <td>6,469.00</td> <td>1,682.00</td> <td>130</td> </tr> <tr> <td>03"</td> <td>2,733.00</td> <td>812.00</td> <td>40</td> <td>08"</td> <td>10,503.00</td> <td>2,810.00</td> <td>200</td> </tr> <tr> <td>04"</td> <td>3,814.00</td> <td>1,063.00</td> <td>60</td> <td>10"</td> <td>19,392.00</td> <td>3,947.00</td> <td>330</td> </tr> </tbody> </table>												Size	†Duco Cast Iron	For Each Replacement Basket	Approx. Wt. lbs.	Size	†Duco Cast Iron	For Each Replacement Basket	Approx. Wt. Lbs.	02"	1,651.00	812.00	35	05"	5,177.00	1,356.00	90	0250"	1,764.00	812.00	40	06"	6,469.00	1,682.00	130	03"	2,733.00	812.00	40	08"	10,503.00	2,810.00	200	04"	3,814.00	1,063.00	60	10"	19,392.00	3,947.00	330																																							
Size	†Duco Cast Iron	For Each Replacement Basket	Approx. Wt. lbs.	Size	†Duco Cast Iron	For Each Replacement Basket	Approx. Wt. Lbs.																																																																																			
02"	1,651.00	812.00	35	05"	5,177.00	1,356.00	90																																																																																			
0250"	1,764.00	812.00	40	06"	6,469.00	1,682.00	130																																																																																			
03"	2,733.00	812.00	40	08"	10,503.00	2,810.00	200																																																																																			
04"	3,814.00	1,063.00	60	10"	19,392.00	3,947.00	330																																																																																			
<table border="1"> <thead> <tr> <th>Size</th> <th>†Duco Cast Iron</th> <th>For Each Replacement Basket</th> <th>Approx. Wt. lbs.</th> <th>Size</th> <th>†Duco Cast Iron</th> <th>For Each Replacement Basket</th> <th>Approx. Wt. Lbs.</th> </tr> </thead> <tbody> <tr> <td>02"</td> <td>1,651.00</td> <td>812.00</td> <td>35</td> <td>05"</td> <td>5,177.00</td> <td>1,356.00</td> <td>90</td> </tr> <tr> <td>0250"</td> <td>1,764.00</td> <td>812.00</td> <td>40</td> <td>06"</td> <td>6,469.00</td> <td>1,682.00</td> <td>130</td> </tr> <tr> <td>03"</td> <td>2,733.00</td> <td>812.00</td> <td>40</td> <td>08"</td> <td>10,503.00</td> <td>2,810.00</td> <td>200</td> </tr> <tr> <td>04"</td> <td>3,814.00</td> <td>1,063.00</td> <td>60</td> <td>10"</td> <td>19,392.00</td> <td>3,947.00</td> <td>330</td> </tr> </tbody> </table>												Size	†Duco Cast Iron	For Each Replacement Basket	Approx. Wt. lbs.	Size	†Duco Cast Iron	For Each Replacement Basket	Approx. Wt. Lbs.	02"	1,651.00	812.00	35	05"	5,177.00	1,356.00	90	0250"	1,764.00	812.00	40	06"	6,469.00	1,682.00	130	03"	2,733.00	812.00	40	08"	10,503.00	2,810.00	200	04"	3,814.00	1,063.00	60	10"	19,392.00	3,947.00	330																																							
Size	†Duco Cast Iron	For Each Replacement Basket	Approx. Wt. lbs.	Size	†Duco Cast Iron	For Each Replacement Basket	Approx. Wt. Lbs.																																																																																			
02"	1,651.00	812.00	35	05"	5,177.00	1,356.00	90																																																																																			
0250"	1,764.00	812.00	40	06"	6,469.00	1,682.00	130																																																																																			
03"	2,733.00	812.00	40	08"	10,503.00	2,810.00	200																																																																																			
04"	3,814.00	1,063.00	60	10"	19,392.00	3,947.00	330																																																																																			
<table border="1"> <thead> <tr> <th>Size</th> <th>†Duco Cast Iron</th> <th>For Each Replacement Basket</th> <th>Approx. Wt. lbs.</th> <th>Size</th> <th>†Duco Cast Iron</th> <th>For Each Replacement Basket</th> <th>Approx. Wt. Lbs.</th> </tr> </thead> <tbody> <tr> <td>02"</td> <td>1,651.00</td> <td>812.00</td> <td>35</td> <td>05"</td> <td>5,177.00</td> <td>1,356.00</td> <td>90</td> </tr> <tr> <td>0250"</td> <td>1,764.00</td> <td>812.00</td> <td>40</td> <td>06"</td> <td>6,469.00</td> <td>1,682.00</td> <td>130</td> </tr> <tr> <td>03"</td> <td>2,733.00</td> <td>812.00</td> <td>40</td> <td>08"</td> <td>10,503.00</td> <td>2,810.00</td> <td>200</td> </tr> <tr> <td>04"</td> <td>3,814.00</td> <td>1,063.00</td> <td>60</td> <td>10"</td> <td>19,392.00</td> <td>3,947.00</td> <td>330</td> </tr> </tbody> </table>												Size	†Duco Cast Iron	For Each Replacement Basket	Approx. Wt. lbs.	Size	†Duco Cast Iron	For Each Replacement Basket	Approx. Wt. Lbs.	02"	1,651.00	812.00	35	05"	5,177.00	1,356.00	90	0250"	1,764.00	812.00	40	06"	6,469.00	1,682.00	130	03"	2,733.00	812.00	40	08"	10,503.00	2,810.00	200	04"	3,814.00	1,063.00	60	10"	19,392.00	3,947.00	330																																							
Size	†Duco Cast Iron	For Each Replacement Basket	Approx. Wt. lbs.	Size	†Duco Cast Iron	For Each Replacement Basket	Approx. Wt. Lbs.																																																																																			
02"	1,651.00	812.00	35	05"	5,177.00	1,356.00	90																																																																																			
0250"	1,764.00	812.00	40	06"	6,469.00	1,682.00	130																																																																																			
03"	2,733.00	812.00	40	08"	10,503.00	2,810.00	200																																																																																			
04"	3,814.00	1,063.00	60	10"	19,392.00	3,947.00	330																																																																																			
<table border="1"> <thead> <tr> <th>Size</th> <th>†Duco Cast Iron</th> <th>For Each Replacement Basket</th> <th>Approx. Wt. lbs.</th> <th>Size</th> <th>†Duco Cast Iron</th> <th>For Each Replacement Basket</th> <th>Approx. Wt. Lbs.</th> </tr> </thead> <tbody> <tr> <td>02"</td> <td>1,651.00</td> <td>812.00</td> <td>35</td> <td>05"</td> <td>5,177.00</td> <td>1,356.00</td> <td>90</td> </tr> <tr> <td>0250"</td> <td>1,764.00</td> <td>812.00</td> <td>40</td> <td>06"</td> <td>6,469.00</td> <td>1,682.00</td> <td>130</td> </tr> <tr> <td>03"</td> <td>2,733.00</td> <td>812.00</td> <td>40</td> <td>08"</td> <td>10,503.00</td> <td>2,810.00</td> <td>200</td> </tr> <tr> <td>04"</td> <td>3,814.00</td> <td>1,063.00</td> <td>60</td> <td>10"</td> <td>19,392.00</td> <td>3,947.00</td> <td>330</td> </tr> </tbody> </table>												Size	†Duco Cast Iron	For Each Replacement Basket	Approx. Wt. lbs.	Size	†Duco Cast Iron	For Each Replacement Basket	Approx. Wt. Lbs.	02"	1,651.00	812.00	35	05"	5,177.00	1,356.00	90	0250"	1,764.00	812.00	40	06"	6,469.00	1,682.00	130	03"	2,733.00	812.00	40	08"	10,503.00	2,810.00	200	04"	3,814.00	1,063.00	60	10"	19,392.00	3,947.00	330																																							
Size	†Duco Cast Iron	For Each Replacement Basket	Approx. Wt. lbs.	Size	†Duco Cast Iron	For Each Replacement Basket	Approx. Wt. Lbs.																																																																																			
02"	1,651.00	812.00	35	05"	5,177.00	1,356.00	90																																																																																			
0250"	1,764.00	812.00	40	06"	6,469.00	1,682.00	130																																																																																			
03"	2,733.00	812.00	40	08"	10,503.00	2,810.00	200																																																																																			
04"	3,814.00	1,063.00	60	10"	19,392.00	3,947.00	330																																																																																			
<table border="1"> <thead> <tr> <th>Size</th> <th>†Duco Cast Iron</th> <th>For Each Replacement Basket</th> <th>Approx. Wt. lbs.</th> <th>Size</th> <th>†Duco Cast Iron</th> <th>For Each Replacement Basket</th> <th>Approx. Wt. Lbs.</th> </tr> </thead> <tbody> <tr> <td>02"</td> <td>1,651.00</td> <td>812.00</td> <td>35</td> <td>05"</td> <td>5,177.00</td> <td>1,356.00</td> <td>90</td> </tr> <tr> <td>0250"</td> <td>1,764.00</td> <td>812.00</td> <td>40</td> <td>06"</td> <td>6,469.00</td> <td>1,682.00</td> <td>130</td> </tr> <tr> <td>03"</td> <td>2,733.00</td> <td>812.00</td> <td>40</td> <td>08"</td> <td>10,503.00</td> <td>2,810.00</td> <td>200</td> </tr> <tr> <td>04"</td> <td>3,814.00</td> <td>1,063.00</td> <td>60</td> <td>10"</td> <td>19,392.00</td> <td>3,947.00</td> <td>330</td> </tr> </tbody> </table>												Size	†Duco Cast Iron	For Each Replacement Basket	Approx. Wt. lbs.	Size	†Duco Cast Iron	For Each Replacement Basket	Approx. Wt. Lbs.	02"	1,651.00	812.00	35	05"	5,177.00	1,356.00	90	0250"	1,764.00	812.00	40	06"	6,469.00	1,682.00	130	03"	2,733.00	812.00	40	08"	10,503.00	2,810.00	200	04"	3,814.00	1,063.00	60	10"	19,392.00	3,947.00	330																																							
Size	†Duco Cast Iron	For Each Replacement Basket	Approx. Wt. lbs.	Size	†Duco Cast Iron	For Each Replacement Basket	Approx. Wt. Lbs.																																																																																			
02"	1,651.00	812.00	35	05"	5,177.00	1,356.00	90																																																																																			
0250"	1,764.00	812.00	40	06"	6,469.00	1,682.00	130																																																																																			
03"	2,733.00	812.00	40	08"	10,503.00	2,810.00	200																																																																																			
04"	3,814.00	1,063.00	60	10"	19,392.00	3,947.00	330																																																																																			
<table border="1"> <thead> <tr> <th>Size</th> <th>†Duco Cast Iron</th> <th>For Each Replacement Basket</th> <th>Approx. Wt. lbs.</th> <th>Size</th> <th>†Duco Cast Iron</th> <th>For Each Replacement Basket</th> <th>Approx. Wt. Lbs.</th> </tr> </thead> <tbody> <tr> <td>02"</td> <td>1,651.00</td> <td>812.00</td> <td>35</td> <td>05"</td> <td>5,177.00</td> <td>1,356.00</td> <td>90</td> </tr> <tr> <td>0250"</td> <td>1,764.00</td> <td>812.00</td> <td>40</td> <td>06"</td> <td>6,469.00</td> <td>1,682.00</td> <td>130</td> </tr> <tr> <td>03"</td> <td>2,733.00</td> <td>812.00</td> <td>40</td> <td>08"</td> <td>10,503.00</td> <td>2,810.00</td> <td>200</td> </tr> <tr> <td>04"</td> <td>3,814.00</td> <td>1,063.00</td> <td>60</td> <td>10"</td> <td>19,392.00</td> <td>3,947.00</td> <td>330</td> </tr> </tbody> </table>												Size	†Duco Cast Iron	For Each Replacement Basket	Approx. Wt. lbs.	Size	†Duco Cast Iron	For Each Replacement Basket	Approx. Wt. Lbs.	02"	1,651.00	812.00	35	05"	5,177.00	1,356.00	90	0250"	1,764.00	812.00	40	06"	6,469.00	1,682.00	130	03"	2,733.00	812.00	40	08"	10,503.00	2,810.00	200	04"	3,814.00	1,063.00	60	10"	19,392.00	3,947.00	330																																							
Size	†Duco Cast Iron	For Each Replacement Basket	Approx. Wt. lbs.	Size	†Duco Cast Iron	For Each Replacement Basket	Approx. Wt. Lbs.																																																																																			
02"	1,651.00	812.00	35	05"	5,177.00	1,356.00	90																																																																																			
0250"	1,764.00	812.00	40	06"	6,469.00	1,682.00	130																																																																																			
03"	2,733.00	812.00	40	08"	10,503.00	2,810.00	200																																																																																			
04"	3,814.00	1,063.00	60	10"	19,392.00	3,947.00	330																																																																																			
<table border="1"> <thead> <tr> <th>Size</th> <th>†Duco Cast Iron</th> <th>For Each Replacement Basket</th> <th>Approx. Wt. lbs.</th> <th>Size</th> <th>†Duco Cast Iron</th> <th>For Each Replacement Basket</th> <th>Approx. Wt. Lbs.</th> </tr> </thead> <tbody> <tr> <td>02"</td> <td>1,651.00</td> <td>812.00</td> <td>35</td> <td>05"</td> <td>5,177.00</td> <td>1,356.00</td> <td>90</td> </tr> <tr> <td>0250"</td> <td>1,764.00</td> <td>812.00</td> <td>40</td> <td>06"</td> <td>6,469.00</td> <td>1,682.00</td> <td>130</td> </tr> <tr> <td>03"</td> <td>2,733.00</td> <td>812.00</td> <td>40</td> <td>08"</td> <td>10,503.00</td> <td>2,810.00</td> <td>200</td> </tr> <tr> <td>04"</td> <td>3,814.00</td> <td>1,063.00</td> <td>60</td> <td>10"</td> <td>19,392.00</td> <td>3,947.00</td> <td>330</td> </tr> </tbody> </table>												Size	†Duco Cast Iron	For Each Replacement Basket	Approx. Wt. lbs.	Size	†Duco Cast Iron	For Each Replacement Basket	Approx. Wt. Lbs.	02"	1,651.00	812.00	35	05"	5,177.00	1,356.00	90	0250"	1,764.00	812.00	40	06"	6,469.00	1,682.00	130	03"	2,733.00	812.00	40	08"	10,503.00	2,810.00	200	04"	3,814.00	1,063.00	60	10"	19,392.00	3,947.00	330																																							
Size	†Duco Cast Iron	For Each Replacement Basket	Approx. Wt. lbs.	Size	†Duco Cast Iron	For Each Replacement Basket	Approx. Wt. Lbs.																																																																																			
02"	1,651.00	812.00	35	05"	5,177.00	1,356.00	90																																																																																			
0250"	1,764.00	812.00	40	06"	6,469.00	1,682.00	130																																																																																			
03"	2,733.00	812.00	40	08"	10,503.00	2,810.00	200																																																																																			
04"	3,814.00	1,063.00	60	10"	19,392.00	3,947.00	330																																																																																			
<table border="1"> <thead> <tr> <th>Size</th> <th>†Duco Cast Iron</th> <th>For Each Replacement Basket</th> <th>Approx. Wt. lbs.</th> <th>Size</th> <th>†Duco Cast Iron</th> <th>For Each Replacement Basket</th> <th>Approx. Wt. Lbs.</th> </tr> </thead> <tbody> <tr> <td>02"</td> <td>1,651.00</td> <td>812.00</td> <td>35</td> <td>05"</td> <td>5,177.00</td> <td>1,356.00</td> <td>90</td> </tr> <tr> <td>0250"</td> <td>1,764.00</td> <td>812.00</td> <td>40</td> <td>06"</td> <td>6,469.00</td> <td>1,682.00</td> <td>130</td> </tr> <tr> <td>03"</td> <td>2,733.00</td> <td>812.00</td> <td>40</td> <td>08"</td> <td>10,503.00</td> <td>2,810.00</td> <td>200</td> </tr> <tr> <td>04"</td> <td>3,814.00</td> <td>1,063.00</td> <td>60</td> <td>10"</td> <td>19,392.00</td> <td>3,947.00</td> <td>330</td> </tr> </tbody> </table>												Size	†Duco Cast Iron	For Each Replacement Basket	Approx. Wt. lbs.	Size	†Duco Cast Iron	For Each Replacement Basket	Approx. Wt. Lbs.	02"	1,651.00	812.00	35	05"	5,177.00	1,356.00	90	0250"	1,764.00	812.00	40	06"	6,469.00	1,682.00	130	03"	2,733.00	812.00	40	08"	10,503.00	2,810.00	200	04"	3,814.00	1,063.00	60	10"	19,392.00	3,947.00	330																																							
Size	†Duco Cast Iron	For Each Replacement Basket	Approx. Wt. lbs.	Size	†Duco Cast Iron	For Each Replacement Basket	Approx. Wt. Lbs.																																																																																			
02"	1,651.00	812.00	35	05"	5,177.00	1,356.00	90																																																																																			
0250"	1,764.00	812.00	40	06"	6,469.00	1,682.00	130																																																																																			
03"	2,733.00	812.00	40	08"	10,503.00	2,810.00	200																																																																																			
04"	3,814.00	1,063.00	60	10"	19,392.00	3,947.00	330																																																																																			
<table border="1"> <thead> <tr> <th>Size</th> <th>†Duco Cast Iron</th> <th>For Each Replacement Basket</th> <th>Approx. Wt. lbs.</th> <th>Size</th> <th>†Duco Cast Iron</th> <th>For Each Replacement Basket</th> <th>Approx. Wt. Lbs.</th> </tr> </thead> <tbody> <tr> <td>02"</td> <td>1,651.00</td> <td>812.00</td> <td>35</td> <td>05"</td> <td>5,177.00</td> <td>1,356.00</td> <td>90</td> </tr> <tr> <td>0250"</td> <td>1,764.00</td> <td>812.00</td> <td>40</td> <td>06"</td> <td>6,469.00</td> <td>1,682.00</td> <td>130</td> </tr> <tr> <td>03"</td> <td>2,733.00</td> <td>812.00</td> <td>40</td> <td>08"</td> <td>10,503.00</td> <td>2,810.00</td> <td>200</td> </tr> <tr> <td>04"</td> <td>3,814.00</td> <td>1,063.00</td> <td>60</td> <td>10"</td> <td>19,392.00</td> <td>3,947.00</td> <td>330</td> </tr> </tbody> </table>												Size	†Duco Cast Iron	For Each Replacement Basket	Approx. Wt. lbs.	Size	†Duco Cast Iron	For Each Replacement Basket	Approx. Wt. Lbs.	02"	1,651.00	812.00	35	05"	5,177.00	1,356.00	90	0250"	1,764.00	812.00	40	06"	6,469.00	1,682.00	130	03"	2,733.00	812.00	40	08"	10,503.00	2,810.00	200	04"	3,814.00	1,063.00	60	10"	19,392.00	3,947.00	330																																							
Size	†Duco Cast Iron	For Each Replacement Basket	Approx. Wt. lbs.	Size	†Duco Cast Iron	For Each Replacement Basket	Approx. Wt. Lbs.																																																																																			
02"	1,651.00	812.00	35	05"	5,177.00	1,356.00	90																																																																																			
0250"	1,764.00	812.00	40	06"	6,469.00	1,682.00	130																																																																																			
03"	2,733.00	812.00	40	08"	10,503.00	2,810.00	200																																																																																			
04"	3,814.00	1,063.00	60	10"	19,392.00	3,947.00	330																																																																																			
<table border="1"> <thead> <tr> <th>Size</th> <th>†Duco Cast Iron</th> <th>For Each Replacement Basket</th> <th>Approx. Wt. lbs.</th> <th>Size</th> <th>†Duco Cast Iron</th> <th>For Each Replacement Basket</th> <th>Approx. Wt. Lbs.</th> </tr> </thead> <tbody> <tr> <td>02"</td> <td>1,651.00</td> <td>812.00</td> <td>35</td> <td>05"</td> <td>5,177.00</td> <td>1,356.00</td> <td>90</td> </tr> <tr> <td>0250"</td> <td>1,764.00</td> <td>812.00</td> <td>40</td> <td>06"</td> <td>6,469.00</td> <td>1,682.00</td> <td>130</td> </tr> <tr> <td>03"</td> <td>2,733.00</td> <td>812.00</td> <td>40</td> <td>08"</td> <td>10,503.00</td> <td>2,810.00</td> <td>200</td> </tr> <tr> <td>04"</td> <td>3,814.00</td> <td>1,063.00</td> <td>60</td> <td>10"</td> <td>19,392.00</td> <td>3,947.00</td> <td>330</td> </tr> </tbody> </table>												Size	†Duco Cast Iron	For Each Replacement Basket	Approx. Wt. lbs.	Size	†Duco Cast Iron	For Each Replacement Basket	Approx. Wt. Lbs.	02"	1,651.00	812.00	35	05"	5,177.00	1,356.00	90	0250"	1,764.00	812.00	40	06"	6,469.00	1,682.00	130	03"	2,733.00	812.00	40	08"	10,503.00	2,810.00	200	04"	3,814.00	1,063.00	60	10"	19,392.00	3,947.00	330																																							
Size	†Duco Cast Iron	For Each Replacement Basket	Approx. Wt. lbs.	Size	†Duco Cast Iron	For Each Replacement Basket	Approx. Wt. Lbs.																																																																																			
02"	1,651.00	812.00	35	05"	5,177.00	1,356.00	90																																																																																			
0250"	1,764.00	812.00	40	06"	6,469.00	1,682.00	130																																																																																			
03"	2,733.00	812.00	40	08"	10,503.00	2,810.00	200																																																																																			
04"	3,814.00	1,063.00	60	10"	19,392.00	3,947.00	330																																																																																			
<table border="1"> <thead> <tr> <th>Size</th> <th>†Duco Cast Iron</th> <th>For Each Replacement Basket</th> <th>Approx. Wt. lbs.</th> <th>Size</th> <th>†Duco Cast Iron</th> <th>For Each Replacement Basket</th> <th>Approx. Wt. Lbs.</th> </tr> </thead> <tbody> <tr> <td>02"</td> <td>1,651.00</td> <td>812.00</td> <td>35</td> <td>05"</td> <td>5,177.00</td> <td>1,356.00</td> <td>90</td> </tr> <tr> <td>0250"</td> <td>1,764.00</td> <td>812.00</td> <td>40</td> <td>06"</td> <td>6,469.00</td> <td>1,682.00</td> <td>130</td> </tr> <tr> <td>03"</td> <td>2,733.00</td> <td>812.00</td> <td>40</td> <td>08"</td> <td>10,503.00</td> <td>2,810.00</td> <td>200</td> </tr> <tr> <td>04"</td> <td>3,814.00</td> <td>1,063.00</td> <td>60</td> <td>10"</td> <td>19,392.00</td> <td>3,947.00</td> <td>330</td> </tr> </tbody> </table>												Size	†Duco Cast Iron	For Each Replacement Basket	Approx. Wt. lbs.	Size	†Duco Cast Iron	For Each Replacement Basket	Approx. Wt. Lbs.	02"	1,651.00	812.00	35	05"	5,177.00	1,356.00	90	0250"	1,764.00	812.00	40	06"	6,469.00	1,682.00	130	03"	2,733.00	812.00	40	08"	10,503.00	2,810.00	200	04"	3,814.00	1,063.00	60	10"	19,392.00	3,947.00	330																																							
Size	†Duco Cast Iron	For Each Replacement Basket	Approx. Wt. lbs.	Size	†Duco Cast Iron	For Each Replacement Basket	Approx. Wt. Lbs.																																																																																			
02"	1,651.00	812.00	35	05"	5,177.00	1,356.00	90																																																																																			
0250"	1,764.00	812.00	40	06"	6,469.00	1,682.00	130																																																																																			
03"	2,733.00	812.00	40	08"	10,503.00	2,810.00	200																																																																																			
04"	3,814.00	1,063.00	60	10"	19,392.00	3,947.00	330																																																																																			
<table border="1"> <thead> <tr> <th>Size</th> <th>†Duco Cast Iron</th> <th>For Each Replacement Basket</th> <th>Approx. Wt. lbs.</th> <th>Size</th> <th>†Duco Cast Iron</th> <th>For Each Replacement Basket</th> <th>Approx. Wt. Lbs.</th> </tr> </thead> <tbody> <tr> <td>02"</td> <td>1,651.00</td> <td>812.00</td> <td>35</td> <td>05"</td> <td>5,177.00</td> <td>1,356.00</td> <td>90</td> </tr> <tr> <td>0250"</td> <td>1,764.00</td> <td>812.00</td> <td>40</td> <td>06"</td> <td>6,469.00</td> <td>1,682.00</td> <td>130</td> </tr> <tr> <td>03"</td> <td>2,733.00</td> <td>812.00</td> <td>40</td> <td>08"</td> <td>10,503.00</td> <td>2,810.00</td> <td>200</td> </tr> <tr> <td>04"</td> <td>3,814.00</td> <td>1,063.00</td> </tr></tbody></table>												Size	†Duco Cast Iron	For Each Replacement Basket	Approx. Wt. lbs.	Size	†Duco Cast Iron	For Each Replacement Basket	Approx. Wt. Lbs.	02"	1,651.00	812.00	35	05"	5,177.00	1,356.00	90	0250"	1,764.00	812.00	40	06"	6,469.00	1,682.00	130	03"	2,733.00	812.00	40	08"	10,503.00	2,810.00	200	04"	3,814.00	1,063.00																																												
Size	†Duco Cast Iron	For Each Replacement Basket	Approx. Wt. lbs.	Size	†Duco Cast Iron	For Each Replacement Basket	Approx. Wt. Lbs.																																																																																			
02"	1,651.00	812.00	35	05"	5,177.00	1,356.00	90																																																																																			
0250"	1,764.00	812.00	40	06"	6,469.00	1,682.00	130																																																																																			
03"	2,733.00	812.00	40	08"	10,503.00	2,810.00	200																																																																																			
04"	3,814.00	1,063.00																																																																																								