










# CORNICE, PARAPET, CANOPY, GUTTER DRAINS, ROOF ACCESSORIES

<b>1650</b>  CAT PG. 1-19	<b>Outlet Size</b> 02" 03" 04"	<b>Flange DIA</b> 6" 6" 6"	<b>†Duco CI RB Top</b> 273.00 372.00 372.00	<b>All Rough Brz (-BB)</b> 448.00 672.00 672.00	<b>Approx. Wt. Lbs.</b> 7 10 12	<b>ADD FOR:</b> -G Galvanized CI ..... <b>85.00</b> -U Vandal Proof Dome..... <b>28.00</b> -PB Polished Bronze Dome..... <b>63.00</b> -NB Nickel Bronze Dome..... <b>106.00</b> -CP Chrome Plated Dome..... <b>118.00</b> -SSM SS Mesh on Dome..... <b>121.00</b> 2" High Water Dam on Collar... <b>193.00</b>
	T Threaded Outlet .....N/C					
<b>1660</b>  CAT PG. 1-19	<b>Outlet Size</b> 02" 03" 04"	<b>Flange DIA</b> 6" 6" 6"	<b>†Duco CI RB Top</b> 315.00 459.00 459.00	<b>All Rough Brz (-BB)</b> 490.00 759.00 759.00	<b>Approx. Wt. Lbs.</b> 7 10 12	<b>ADD FOR:</b> -G Galvanized CI ..... <b>85.00</b> -U Vandal Proof Dome..... <b>28.00</b> -PB Polished Bronze Dome... <b>111.00</b> -NB Nickel Bronze Dome..... <b>164.00</b> -CP Chrome Plated Dome..... <b>178.00</b> -SSM SS Mesh on Dome..... <b>221.00</b> 2" High Water Dam on Collar... <b>193.00</b>
	T Threaded Outlet .....N/C					
<b>1670</b>  CAT PG. 1-19	<b>Outlet Size</b> 02" 03" 04"	<b>Flange DIA</b> 6" 6" 6"	<b>†Duco CI RB Top</b> 273.00 372.00 372.00	<b>All Rough Brz (-BB)</b> 448.00 672.00 672.00	<b>Approx. Wt. Lbs.</b> 7 10 12	<b>ADD FOR:</b> -G Galvanized CI ..... <b>85.00</b> -U Vandal Proof Grate..... <b>28.00</b> -PB Polished Bronze Grate..... <b>63.00</b> -NB Nickel Bronze Grate..... <b>106.00</b> -CP Chrome Plated Grate..... <b>118.00</b> -SSM SS Mesh on Grate..... <b>60.00</b> 2" High Water Dam on Collar... <b>193.00</b>
	T Threaded Outlet .....N/C					
<b>1680</b>  CAT PG. 1-19	<b>Outlet Size</b> 02" 03" 04"	<b>Flange DIA</b> 6" 6" 6"	<b>†Duco CI RB Top</b> 273.00 372.00 372.00	<b>All Rough Brz (-BB)</b> 448.00 672.00 672.00	<b>Approx. Wt. Lbs.</b> 7 10 12	<b>ADD FOR:</b> -G Galvanized CI ..... <b>85.00</b> -U Vandal Proof Grate..... <b>28.00</b> -PB Polished Bronze Grate..... <b>63.00</b> -NB Nickel Bronze Grate..... <b>106.00</b> -CP Chrome Plated Dome..... <b>118.00</b> -SSM SS Mesh on Dome..... <b>121.00</b> 2" High Water Dam on Collar... <b>193.00</b>
	T Threaded Outlet .....N/C					
<b>1690</b>  CAT PG. 1-19	<b>Outlet Size</b> 02" 03" 04"	<b>Flange DIA</b> 6" 6" 6"	<b>†Duco CI RB Top</b> 315.00 459.00 459.00	<b>All Rough Brz (-BB)</b> 490.00 759.00 759.00	<b>Approx. Wt. Lbs.</b> 7 10 10	<b>ADD FOR:</b> -G Galvanized CI ..... <b>85.00</b> -U Vandal Proof Dome..... <b>28.00</b> -PB Polished Bronze Dome... <b>111.00</b> -NB Nickel Bronze Dome..... <b>164.00</b> -CP Chrome Plated Dome..... <b>178.00</b> -SSM SS Mesh on Dome..... <b>221.00</b> 2" High Water Dam on Collar... <b>193.00</b>
	T Threaded Outlet .....N/C					
<b>1710</b>  CAT PG. 1-20	<b>EXPANSION JOINT</b>			<b>Approx. Wt. Lbs.</b> 9 10 12 18 21 40	<b>S</b> Spigot Outlet ..... <b>See Fig 2646</b> <b>Y</b> No Hub Outlet .. <b>See Fig 2646Y</b>	
	<b>Outlet Size</b> 02" 03" 04" 05" 06" 08"	<b>†Duco CI</b> 342.00 366.00 414.00 600.00 687.00 1,213.00	<b>Galv CI</b> 434.00 458.00 506.00 692.00 779.00 1,305.00			
<b>1720</b>  CAT PG. 1-20	<b>STACK OR WALL SLEEVES</b>				<b>Approx. Wt. Lbs.</b> 10 12 16 24 29 31 40	<b>ADD FOR:</b> -C Underdeck Clamp 050 thru 06"..... <b>73.00</b> 08 thru 12"..... <b>137.00</b> -G Galvanized CI ..... <b>136.00</b>
	<b>Outlet Size</b> 050 thru 02" 0250, 03" 04" 05, 06" 08" 10" 12"	<b>†Duco CI 5" Height</b> 168.00 273.00 273.00 501.00 584.00 609.00 974.00	<b>Duco CI 10" Height</b> 365.00 493.00 493.00 847.00 1,145.00 1,615.00 2,091.00	<b>Duco CI 14" Height</b> 480.00 881.00 881.00 2,265.00 2,719.00 3,356.00 3,523.00		

†REGULARLY FURNISHED