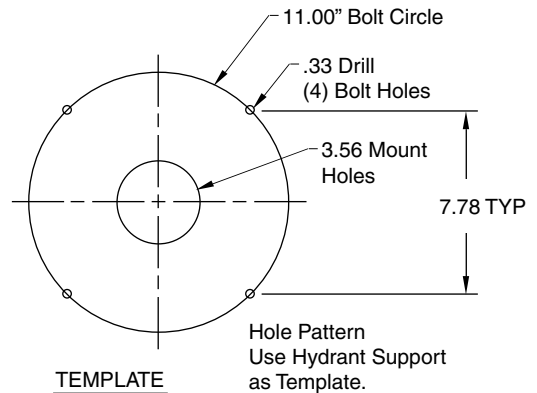
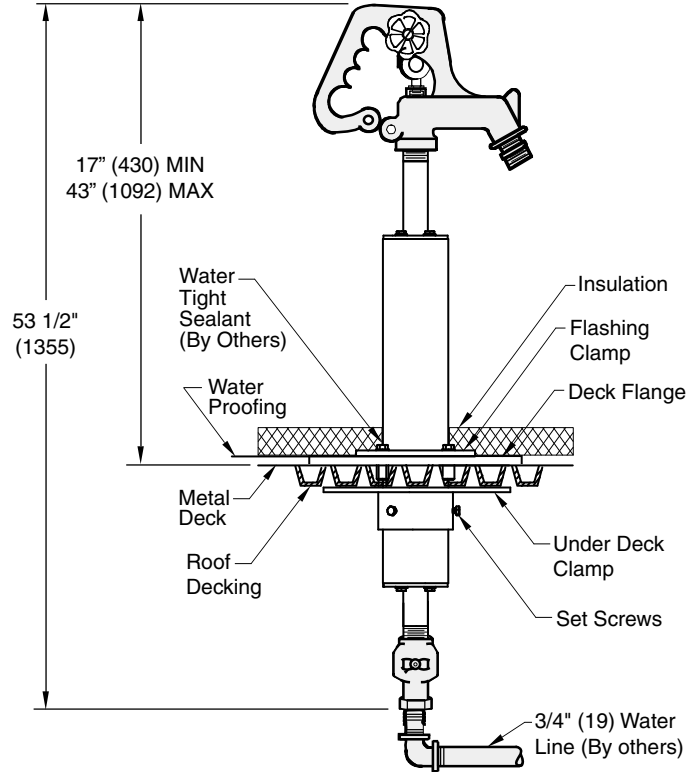
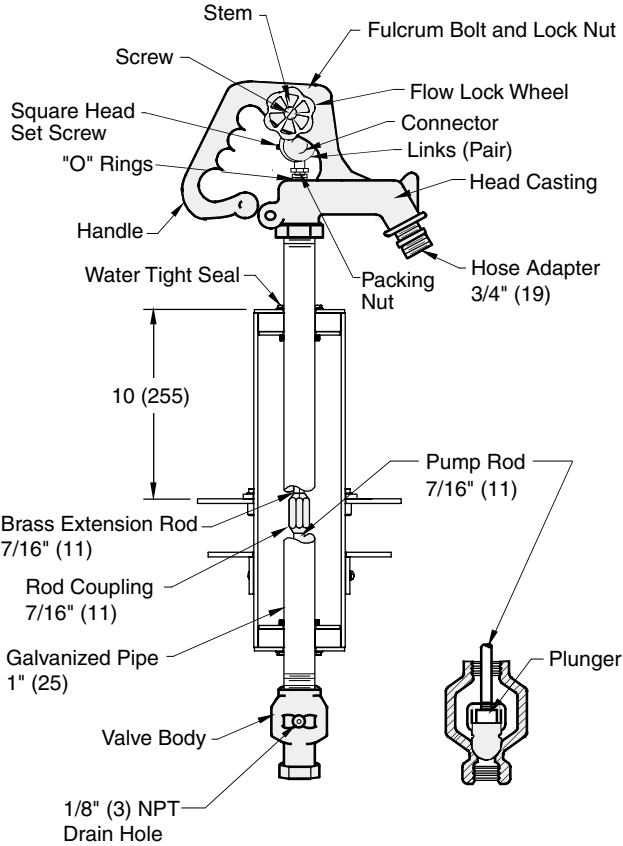




NON-FREEZE ROOF HYDRANT

FUNCTION: Provides water availability for window washing, cleaning of condenser coils, cooling towers and other types of roof equipment. Valve body of hydrant is drilled and tapped with 1/8" drain hole which must be piped to a drain location.



- NOTE:**
1. Drain Hole must be piped and discharged to an acceptable discharge point. Failure to do so will result in potential water damage which Smith is not responsible.
 2. Addition of vacuum breaker will not allow draining of the casing. Smith is not responsible for any casings that burst or related incidents if the hydrant is supplied with a vacuum breaker.
 3. The AB1953, California Lead Law, and NSF/ANSI Standard 61-2008 - Drinking Water System Components are not applicable to Jay R. Smith hydrants as they do not convey/dispense water for human consumption through drinking or cooking.
 4. Dimensions shown in parentheses are in millimeters.

REGULARLY FURNISHED:
 Non-Freeze Roof Hydrant with Galvanized Casing and Adjustable Flow Wheel Lock Handle with Deck Flange and Under Deck Clamp.

VARIATIONS:
 Vacuum Breaker -H (Note 2)

DRAWING NUMBER
S5906

SIZE
A

SCALE:
NONE

DATE:
3/4/09

APPROVED BY:
AM

CHECKED BY:
AM

DRAWN BY:
RN

FIGURE NUMBER
5906

WE CAN ASSUME NO RESPONSIBILITY FOR USE OF SUPERSEDED OR VOID DATA

DIMENSIONS ARE SUBJECT TO MANUFACTURERS TOLERANCE AND CHANGE WITHOUT NOTICE

REV.	DATE	DESCRIPTION	BY	CKD. BY	WEIGHT POUNDS	VOLUME CUBIC FEET	FIGURE NUMBER
D	6-13-11	Revised Note	TBW	CL			5906
C	5-23-11	Added Note	TBW	CL			
B	10/8/09	Revised Notes	RN	CL			
A	09/14/09	53 1/2" Dim. was 48"	JJ	AM			