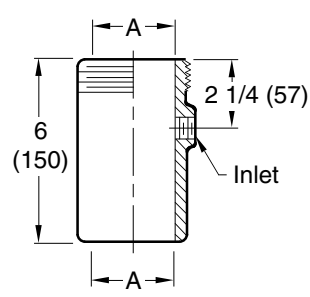


TRAP PRIMER FITTINGS

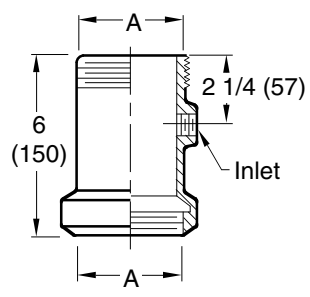
AUXILIARY INLET FITTINGS

FUNCTION: Used as a means of inserting a trap primer connection in the outlet of a conventional floor drain. Fig. 2697 is available with a 2" (51) side tapping which can be used as an auxiliary inlet.

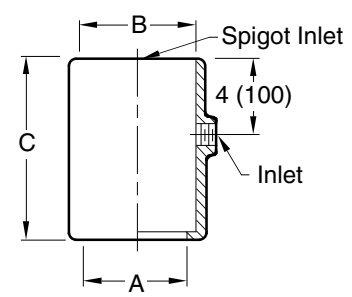
SPIGOT OUTLET



THREADED OUTLET



CAULK OUTLET



A (Pipe Size) = 02(50), 03(80) or 04(100)

A (Pipe Size) = 02(50), 03(80) or 04(100)

- Fig. 2695S (shown)
- Fig. 2695Y same as 2695S except spigot is sized for Service Weight and/or NO-HUB
- Fig. 2695Y-2 same as 2695S except both ends are sized for Service Weight and/or NO-HUB
- Fig. 2695Y-1 same as 2695Y-2 except inlet is not tapped for Trap Primer Connection

Fig. 2696T

Fig. 2697C

A SIZE	B SIZE	C
02(50)	3(76)	7 1/2(190)
03(80)	4(100)	7 1/2(190)
04(100)	4(100)	8 1/2(215)

NOTE: Dimensions shown in parentheses are in millimeters.

REGULARLY FURNISHED:
 Duco Cast Iron with 1/2" (13) NPT Inlet Tapping.

VARIATIONS:

- 3/4" (19) NPT Inlet -P075
- 2" (51) NPT Inlet -N2 (Fig. 2697 only)

OPTIONAL MATERIALS:

- Galvanized Cast Iron -G

DRAWING NUMBER S2695
 SIZE A
 SCALE: NONE
 DATE: 5-17-85
 APPROVED BY: TD
 CHECKED BY: TD
 DRAWN BY: PJ
2695,2696,2697
 FIGURE NUMBER

WE CAN ASSUME NO RESPONSIBILITY FOR USE OF SUPERSEDED OR VOID DATA

REV.	DATE	DESCRIPTION	BY	CKD. BY	WEIGHT POUNDS	VOLUME CUBIC FEET	FIGURE NUMBER
B	10-17-95	Added Millimeters	EMB	BS			2695,2696,2697
A	11-23-93	Submittal Update	EMB	BS			