



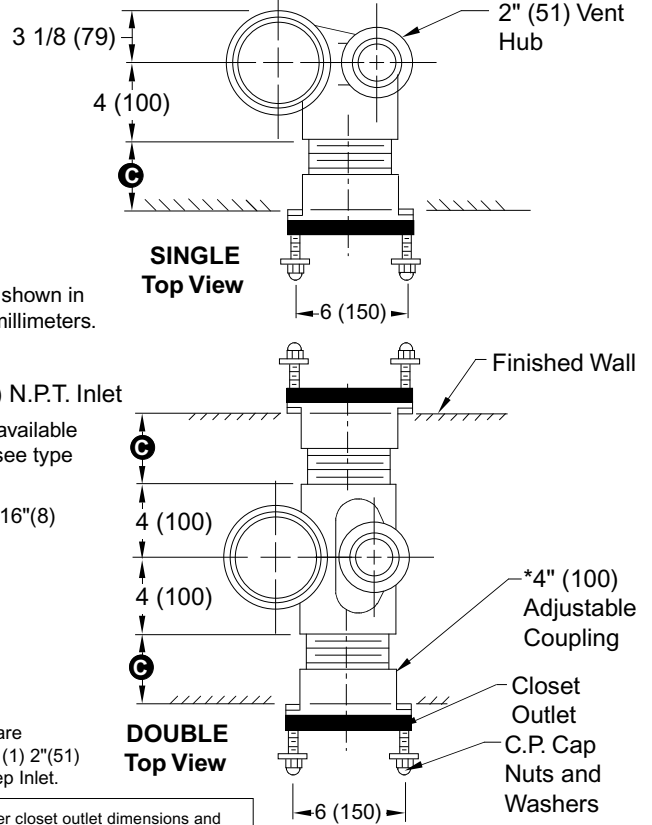
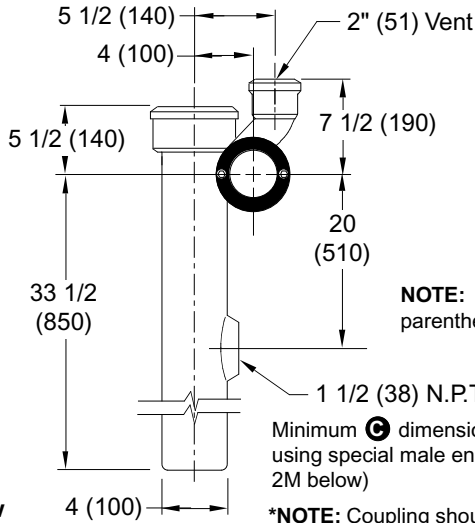
JAY R. SMITH MFG. CO.
 DIVISION OF SMITH INDUSTRIES, INC.
 POST OFFICE BOX 3237
 MONTGOMERY, ALABAMA 36109-0237 (USA)
 TEL: 334-277-8520 FAX: 334-272-7396 www.jrsmith.com



LOCATION

NO-HUB VERTICAL OFFSET WASTE FITTING

FOR USE WITH FLOOR MOUNTED BACK OUTLET CLOSET



NOTE: Dimensions shown in parentheses are in millimeters.

Minimum **C** dimension of 1 (25) available using special male end coupling (see type 2M below)

*NOTE: Coupling should extend 5/16 (8) beyond finished wall.

- Fig. 0688L . . . NO-HUB Left Hand Long Barrel
- Fig. 0688R . . . NO-HUB Right Hand Long Barrel
- Fig. 0688D . . . NO-HUB Double Long Barrel

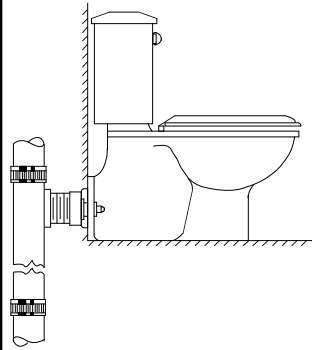
C Dimension as regularly furnished permits a dimension of 3 (76) min. to 4 1/2 (115) max. coupling provides 3/4 (19) adjustment in either direction.

ALWAYS SPECIFY **C** DIMENSION REQUIRED

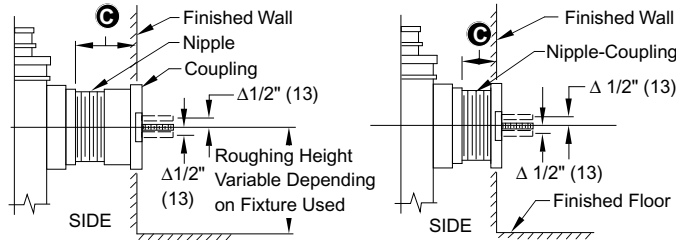
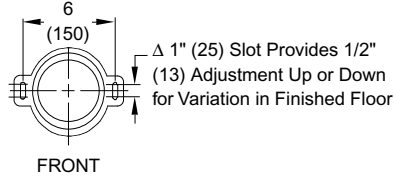
NOTE: Fittings shown are regularly furnished with (1) 2 (51) NO-HUB Sanitary Sweep Inlet.

The water closet gasket regularly furnished is made of molded neoprene and designed to fit water closet outlet dimensions and configurations shown in ANSI Standard A112.19.2M-1982, Figure 13B. If gasket is not found to be compatible to fixture due to nonconformance of said fixture to ANSI A112.19.2M, then fixture manufacturer shall be consulted for a suitable gasket recommendation. Jay R. Smith assumes no liability for connections to fixtures which do not conform to these standards.

TYPICAL APPLICATION



OUTLET CONNECTIONS



NIPPLE LENGTHS AVAILABLE

NIPPLE LENGTH	MIN	C	MAX
2 1/2 (64)	2 3/4 (70)		3 3/4 (95)
*3 1/4 (83)	3 (76)		4 1/2 (115)
4 1/2 (115)	4 1/4 (110)		5 3/4 (145)
5 1/4 (135)	5 (125)		6 1/2 (165)
6 1/4 (160)	6 (150)		7 1/2 (190)
7 (180)	6 3/4 (170)		8 1/4 (210)
8 1/4 (210)	8 (205)		9 1/2 (240)
10 (255)	9 3/4 (250)		11 1/4 (285)
12 (305)	11 3/4 (300)		13 1/4 (335)
15 (380)	14 3/4 (375)		16 1/4 (415)
18 (455)	17 3/4 (450)		19 1/4 (490)

* Regularly Furnished

C

DRAWING NUMBER
S0688 Series

SIZE
A

SCALE:
NONE

DATE:
2-16-72

APPROVED BY:

CHECKED BY:
RP

DRAWN BY:
TO

0688 Series

FIGURE NUMBER

REV.	DATE	DESCRIPTION	BY	CKD. BY
C	4-12-96	Added Millimeters	EMB	BS
B	11-10-94	Submittal Update	EMB	BS

WEIGHT POUNDS	VOLUME CUBIC FEET
---------------	-------------------

FIGURE NUMBER
0688 Series

DIMENSIONS ARE SUBJECT TO MANUFACTURER'S TOLERANCE AND CHANGE WITHOUT NOTICE

WE CAN ASSUME NO RESPONSIBILITY FOR USE OF SUPERSEDED OR VOID DATA