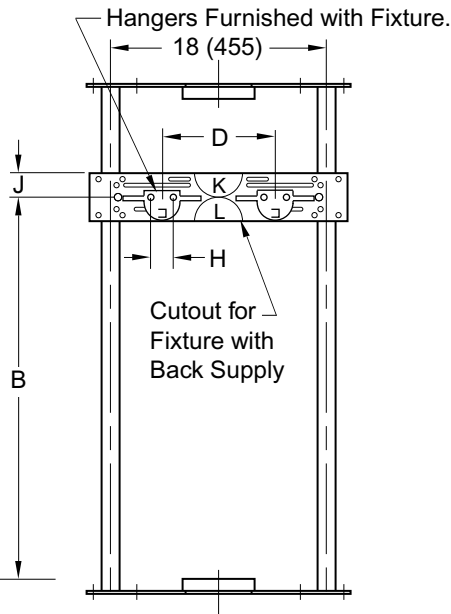
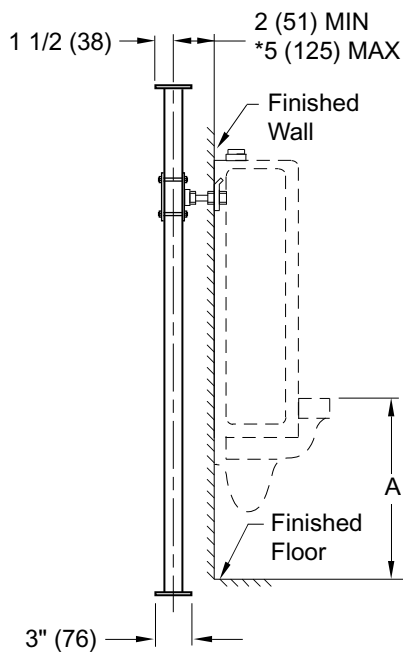


LABOR SAVER URINAL SUPPORTS FOR OFF-THE-FLOOR URINALS

WITH HANGER PLATE FOR BLOWOUT AND WASHOUT URINALS WITH WALL HANGERS

DRAWING NUMBER **S0616**
 SIZE **A**
 SCALE: **NONE**
 DATE: **12/28/00**
 APPROVED BY: **AM**
 CHECKED BY: **CR**
 DRAWN BY: **JJ**
 FIGURE NUMBER **0616**

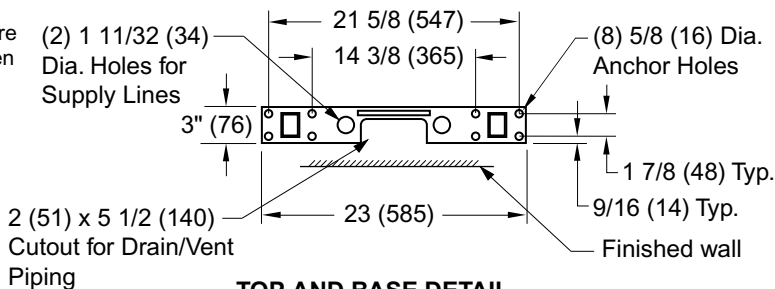
WE CAN ASSUME NO RESPONSIBILITY FOR USE OF SUPERSEDED OR VOID DATA
 DIMENSIONS ARE SUBJECT TO MANUFACTURERS TOLERANCE AND CHANGE WITHOUT NOTICE



NOTE: *This dimension can be increased when fixture support is to be installed behind the wall (specify when required and wall thickness).

NOTE: Dimensions shown in parentheses are in millimeters.

NOTE: The rough-in dimensions listed on this drawing are based on current information available to Jay R. Smith by the fixture manufacturers. We recommend that you verify these dimensions with the fixture manufacturer. We will not accept responsibility for rough-in dimension changes by the fixture manufacturer.



ROUGH-IN TABLE

FIXTURE MFG.	NAME	NUMBER	SIZE	CUTOUT FOR INLET		
A	B	D	H	J	K	L

C B A	5-9-03 11/06/02 12/19/01	Removed C,E,F,G in Table Changed per George Flegel Changed Hole Size in Base	RN JJ JJ	AM AM AM	WEIGHT POUNDS	VOLUME CUBIC FEET	FIGURE NUMBER 0616
REV.	DATE	DESCRIPTION	BY	CKD. BY			