



JAY R. SMITH MFG. CO.
 DIVISION OF SMITH INDUSTRIES, INC.
 POST OFFICE BOX 3237
 MONTGOMERY, ALABAMA 36109-0237 (USA)
 TEL: 334-277-8520 FAX: 334-272-7396 www.jrsmith.com

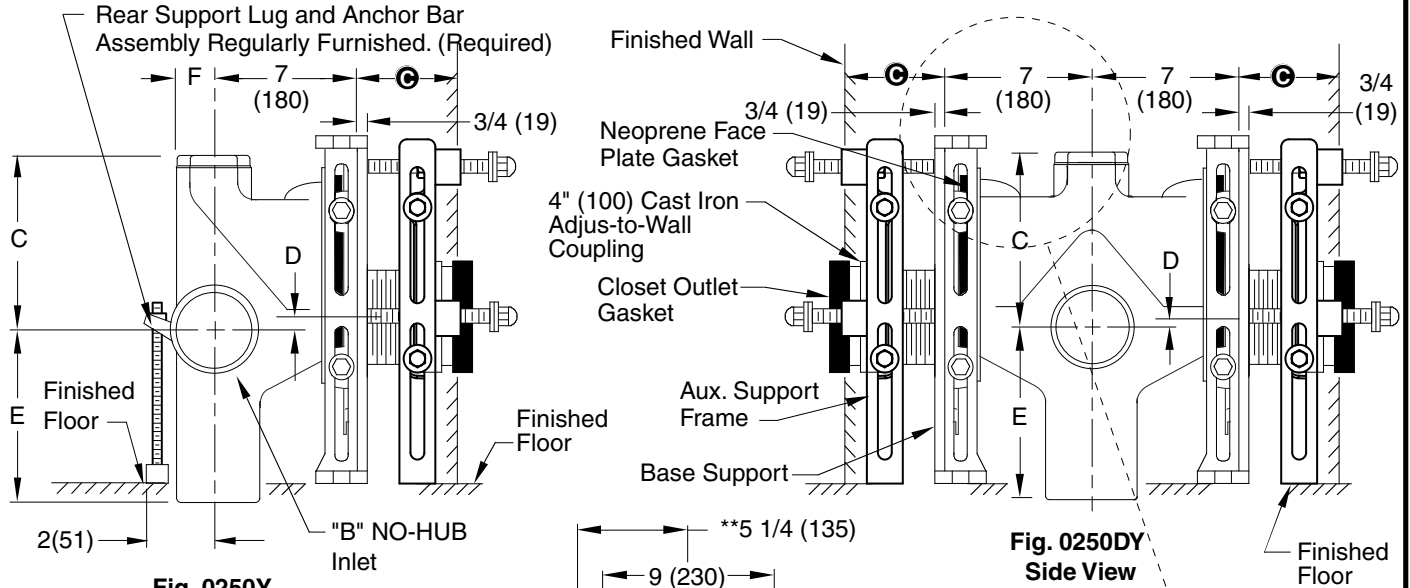


MEMBER OF:

LOCATION

ADJUSTABLE FIXTURE SUPPORTS FOR SIPHON JET WATER CLOSETS - SHALLOW ROUGH-IN TYPE

NO-HUB VERTICAL FITTINGS WITH TWO SIDE INLETS BARIATRIC DUTY - 1000 LBS.



- Fig. 0250Y-M54-XK. . . NO-HUB
- Fig. 0250DY-M54-XK. . . NO-HUB Double

Jay R. Smith 0250Y-M54-XK complies with and/or exceeds all requirements of ASME A112.6.1M up to 1000 lbs.

NOTE: Base support must be securely anchored to floor with 1/2" (13) anchors able to withstand a pull-out force of 500 lbs (227 kg). The rear anchor bar must be securely anchored to floor with 1/2" (13) anchors able to withstand a pull-out force of 1000 lbs (454 kg). Pull-out forces are calculated values, no safety factor has been applied.

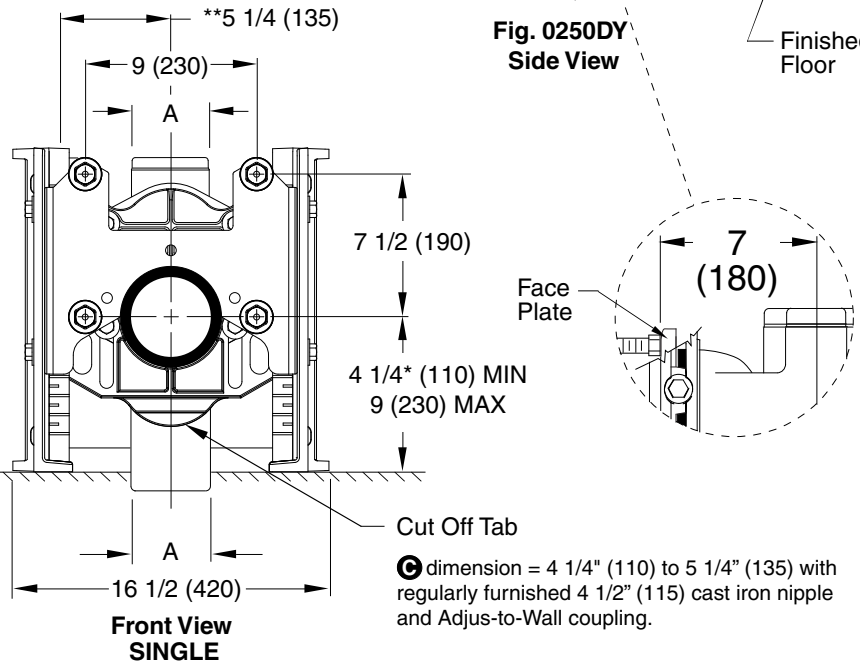
NOTE: Shallower minimum rough-in dimension to accommodate lower rough bowls available. Specify dimension required.

NOTE: \varnothing of stack to end of NO-HUB side inlet is 5" (125).

NOTE: Dimensions shown in parentheses are in millimeters.

NOTE: ** dimension is from centerline of vent to centerline of stack.

***NOTE:** 9" (230) core drilled hole is required for rough-in 4 1/4 (110) thru 6 1/2 (165).



A x B Size	C	D		E	F
		MIN	MAX		
4 (100) x 4 (100)	9 (230)	1 1/2 (38)	4 1/4 (110)	14 (355)	2 1/4 (57)
5 (125) x 4 (100)	11 1/2 (290)	1 1/2 (38)	4 1/4 (110)	11 1/2 (290)	2 3/4 (70)
5 (125) x 5 (125)	11 1/2 (290)	1 1/2 (38)	4 1/4 (110)	11 1/2 (290)	2 3/4 (70)
6 (150) x 4 (100)	11 1/2 (290)	1 1/2 (38)	4 1/4 (110)	11 1/2 (290)	3 1/4 (83)
6 (150) x 5 (125)	11 1/2 (290)	1 1/2 (38)	4 1/4 (110)	11 1/2 (290)	3 1/4 (83)

D

DRAWING NUMBER
S0250Y-M54-XK

SCALE: NONE

DATE: 10/10/07

APPROVED BY: CL

CHECKED BY: CL

DRAWN BY: JJ

FIGURE NUMBER
0250Y-M54-XK

SMITH® JAY R. SMITH MFG. CO.®
 DIVISION OF SMITH INDUSTRIES, INC.
 POST OFFICE BOX 3237
 MONTGOMERY, ALABAMA 36109-0237 (USA)
 TEL: 334-277-8520 FAX: 334-272-7396 www.jrsmith.com

ASPE

PDI

ASSE

MEMBER OF:

LOCATION

**ADJUSTABLE FIXTURE SUPPORTS
 FOR SIPHON JET WATER CLOSETS - SHALLOW ROUGH-IN TYPE**

**NO-HUB VERTICAL FITTINGS WITH TWO SIDE INLETS
 BARIATRIC DUTY - 1000 LBS.**

Fig. 0250Y Side View

Fig. 0250DY Side View

Front View SINGLE

Jay R. Smith 0250Y-M54-XK complies with and/or exceeds all requirements of ASME A112.6.1M up to 1000 lbs.

NOTE: Base support must be securely anchored to floor with 1/2" (13) anchors able to withstand a pull-out force of 500 lbs (227 kg). The rear anchor bar must be securely anchored to floor with 1/2" (13) anchors able to withstand a pull-out force of 1000 lbs (454 kg). Pull-out forces are calculated values, no safety factor has been applied.

NOTE: Shallower minimum rough-in dimension to accommodate lower rough bowls available. Specify dimension required.

NOTE: \varnothing of stack to end of NO-HUB side inlet is 5" (125).

NOTE: Dimensions shown in parentheses are in millimeters.

NOTE: ** dimension is from centerline of vent to centerline of stack.

***NOTE:** 9" (230) core drilled hole is required for rough-in 4 1/4 (110) thru 6 1/2 (165).

A x B Size	C	D		E	F
		MIN	MAX		
4 (100) x 4 (100)	9 (230)	1 1/2 (38)	4 1/4 (110)	14 (355)	2 1/4 (57)
5 (125) x 4 (100)	11 1/2 (290)	1 1/2 (38)	4 1/4 (110)	11 1/2 (290)	2 3/4 (70)
5 (125) x 5 (125)	11 1/2 (290)	1 1/2 (38)	4 1/4 (110)	11 1/2 (290)	2 3/4 (70)
6 (150) x 4 (100)	11 1/2 (290)	1 1/2 (38)	4 1/4 (110)	11 1/2 (290)	3 1/4 (83)
6 (150) x 5 (125)	11 1/2 (290)	1 1/2 (38)	4 1/4 (110)	11 1/2 (290)	3 1/4 (83)

D	11/20/09	3/4 (19) was 1/2 (13)
C	10/08/08	Corrected Support Views
B	5-13-08	Revised Note
A	04/08/08	Revised "C" dimension

JJ	CL
JJ	CL
TBW	CL
JJ	CL

WEIGHT POUNDS	VOLUME CUBIC FEET	FIGURE NUMBER 0250Y-M54-XK
------------------	----------------------	--------------------------------------

REV.	DATE	DESCRIPTION
------	------	-------------

BY	CKD. BY
----	---------

WE CAN ASSUME NO RESPONSIBILITY FOR USE OF SUPERSEDED OR VOID DATA

DIMENSIONS ARE SUBJECT TO MANUFACTURERS TOLERANCE AND CHANGE WITHOUT NOTICE



JAY R. SMITH MFG. CO.
 DIVISION OF SMITH INDUSTRIES, INC.
 POST OFFICE BOX 3237
 MONTGOMERY, ALABAMA 36109-0237 (USA)
 TEL: 334-277-8520 FAX: 334-272-7396 www.jrsmith.com



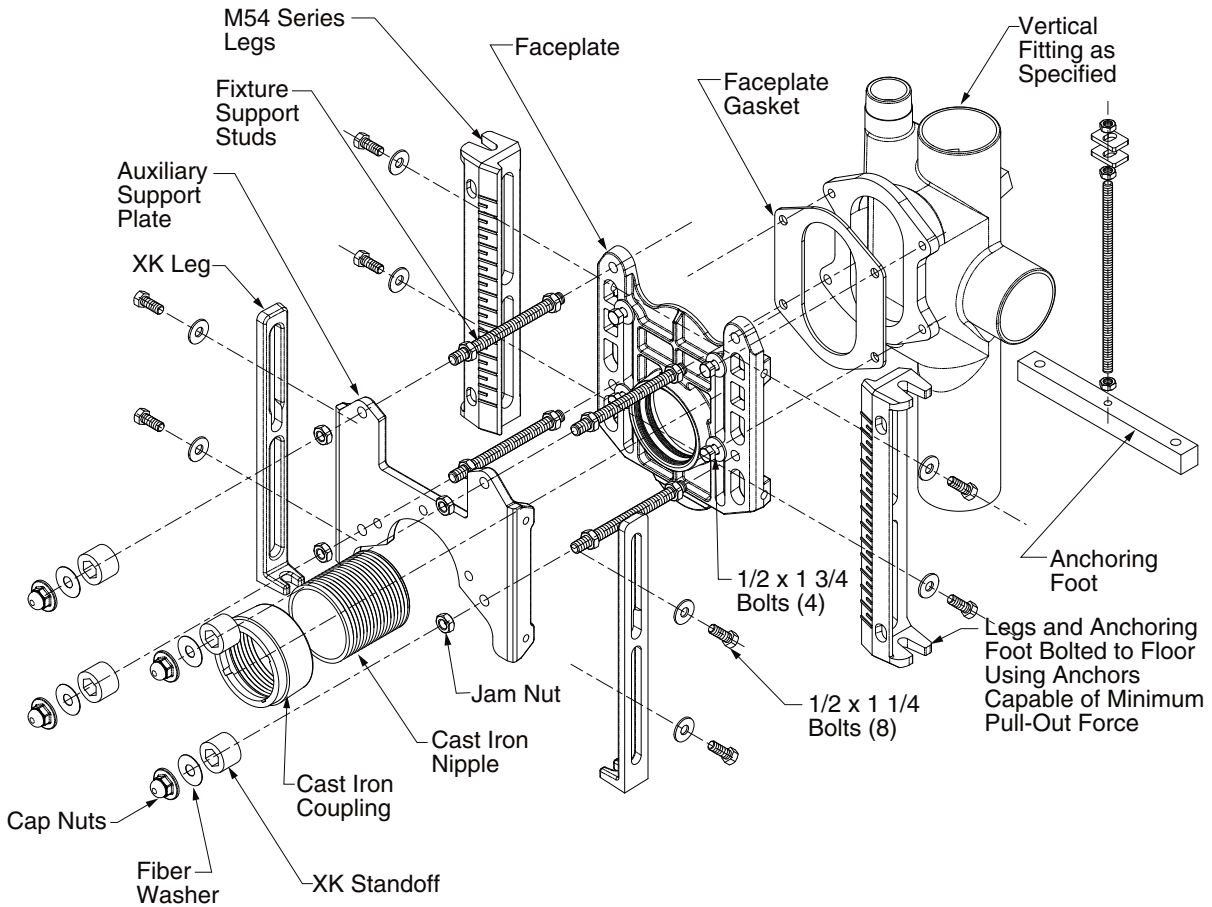
MEMBER OF:

LOCATION

ADJUSTABLE FIXTURE SUPPORTS

FOR SIPHON JET WATER CLOSETS - SHALLOW ROUGH-IN TYPE

NO-HUB VERTICAL FITTINGS WITH TWO SIDE INLETS
BARIATRIC DUTY - 1000 LBS.



DRAWING NUMBER: S0250Y-M54-XKBS
 SIZE: A
 SCALE: NONE
 DATE: 6-12-07
 APPROVED BY: CL
 CHECKED BY: CL
 DRAWN BY: WAS

0250Y-M54-XK
BACK SHEET

WE CAN ASSUME NO RESPONSIBILITY FOR USE OF SUPERSEDED OR VOID DATA

DIMENSIONS ARE SUBJECT TO MANUFACTURERS TOLERANCE AND CHANGE WITHOUT NOTICE

FIGURE NUMBER	A	04/23/09	Revised Coupling Mat'l	JJ	CL
REV.	DATE	DESCRIPTION	BY	CKD. BY	

WEIGHT POUNDS	VOLUME CUBIC FEET

FIGURE NUMBER
0250Y
-M54-XK-BS