

R



# JAY R. SMITH CO.

## PLUMBING & DRAINAGE PRODUCTS

959 Alness Street, North York, Ontario M3J 2J1

TEL: (416) 736-9610 FAX: (416) 736-3789

LOCATION

DRAWING NUMBER

S1010-CAN

SIZE

A

SCALE:

NONE

DATE:

5-24-85

APPROVED BY:

TD

CHECKED BY:

TD

DRAWN BY:

CR

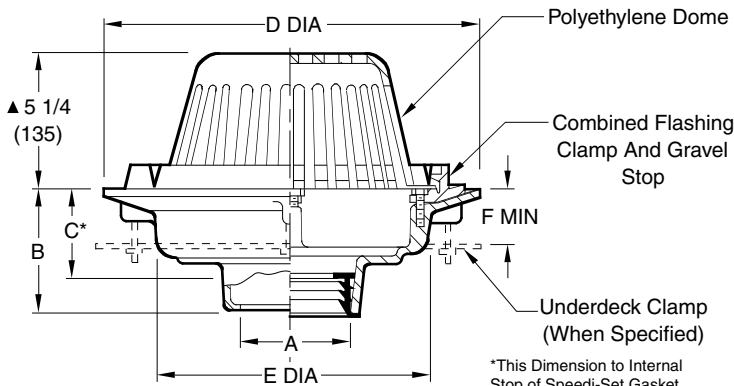
1010, 1020

FIGURE NUMBER

# LARGE GENERAL PURPOSE ROOF DRAINS

## LOW PROFILE DOME

**FUNCTION:** Used in flat roof of any construction. Large low profile dome provides sufficient free area for quick drainage of rain water and protects the drain sump and connected piping from the intrusion of debris. Wide clamping surface holds flashing and roofing materials without puncturing.



- Fig. 1010C ...CAULK OUTLET
- Fig. 1010Y ...NO-HUB OUTLET

### recommended deck opening

outlet size	with suffix-R	less suffix-R
02(50),03(75),04(100) 05(125),06(150)	17(430) DIA	14(355) DIA
**08(200)-16, **10(250)-16	17(430) DIA	14 3/4 (375) DIA
**08(200), **10(250)	21(535) DIA	18 3/4(475) DIA

A SIZE	B (BOTTOM OUTLET)			SIDE OUTLET			FREE AREA SQ IN (SQ CM)			
	CAULK, NO-HUB, & SPEEDI-SET	THREADED	C	D DIA	E DIA	F MIN				
02(50),03(75), 04(100)	5 (125)	3 3/4 (95)	3 3/4 (95)	15 1/4 (390)	11 (280)	1 1/8 (29)	4 3/4 (120)	6 (150)	7 3/4 (195)	102.5 (661)
05(125), 06(150)	5 (125)	3 3/4 (95)	--	15 1/4 (390)	11 (280)	1 1/8 (29)	6 1/4 (160)	6 7/8 (175)	7 3/4 (195)	102.5 (661)
**08(200)-16, **10(250)-16	6 (150)	5 (125)	--	16 (405)	12 1/2 (320)	1 1/8 (29)	--	--	--	102.5(661) ▲122.5(790)
**08(200), **10(250)	7 3/4 (195)	7 3/4 (195)	--	20 (510)	16 (405)	1 5/8 (41)	6 1/4 (160)	6 7/8 (175)	7 3/4 (195)	▲228 (1471)

### REGULARLY FURNISHED:

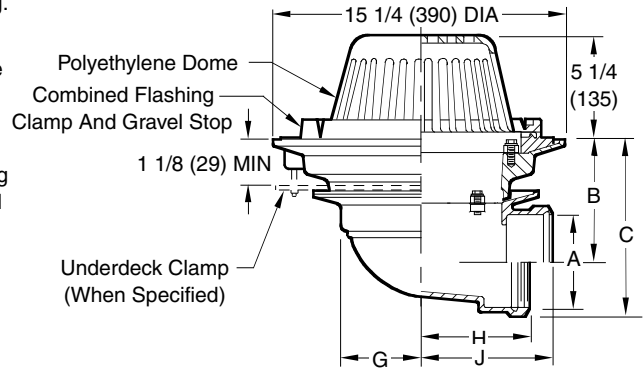
Duco Cast Iron Body with Combined Flashing Clamp and Gravel Stop with Polyethylene Dome.

▲ **NOTE:** The dome height is 8 1/4" (210) for the 122.5 SQ IN free area dome and 7 1/4 (185) for the 228 SQ IN free area dome. They are regularly furnished in Cast Iron and are not available in polyethylene.

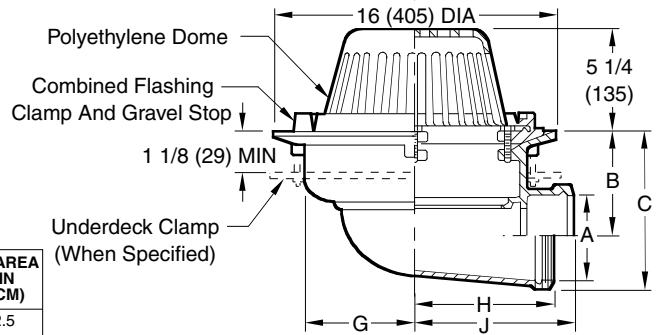
**NOTE:** Dimensions shown in parentheses are in millimeters.

### VARIATIONS:

- Expansion Joint (Specify Fig.1710) (Fig. 1010 only)
- Extension (Specify Height) -E
- "L" Shaped Underdeck Clamp -CL
- L Speedi-Set Service Weight (Fig. 1010 Only)
- LXH Speedi-Set Extra Heavy (Fig. 1010 only)
- NO-HUB Adaptor (Specify Fig. 2646Y) (Fig. 1020 only)
- Secondary Flashing Clamp -C2
- Sump Receiver -R
- Underdeck Clamp -C
- Vandal Proof Dome -U
- T Threaded Outlet



- Fig. 1020C 02(50), 03(75) & 04(100)" CAULK OUTLET
- Fig. 1020T 02(50), 03(75) & 04(100)" THREADED OUTLET



- Fig. 1020C 05(125) & 06"(150) CAULK OUTLET
- Fig. 1020T 05(125) & 06"(150) THREADED OUTLET

### (SIDE OUTLET)

A SIZE	02 (50)	03 (75)	04 (100)	05 (125)	06 (150)
B	6 7/8 (175)	6 3/8 (162)	5 7/8 (149)	5 (125)	4 1/2 (115)
C	8 5/8 (219)	8 3/4 (220)	8 3/4 (220)	8 1/2 (215)	8 1/2 (215)

### OPTIONAL MATERIALS:

- All Aluminum -AA (Fig. 1010 only)
- Aluminum Dome -AD
- Cast Iron Dome -CID
- Galvanized Cast Iron Dome -CIDG
- Galvanized Cast Iron Body & Collar -G
- Rough Bronze Dome -RBD
- Stainless Steel (Specify Fig. 9780)

REV.	DATE	DESCRIPTION	BY	CKD. BY
	06-09-08 07-09-07 9-7-06	Added NOTE Corrected Free Area Corrected Free Area	RN JJ TBW	CL CL JM

WEIGHT  
POUNDSVOLUME  
CUBIC FEET

FIGURE NUMBER

1010, 1020

WE CAN ASSUME NO RESPONSIBILITY FOR USE OF SUPERSEDED OR VOID DATA

DIMENSIONS ARE SUBJECT TO MANUFACTURERS TOLERANCE AND CHANGE WITHOUT NOTICE