

C

SMITH® JAY R. SMITH MFG. CO.
 DIVISION OF SMITH INDUSTRIES, INC.
 POST OFFICE BOX 3237
 MONTGOMERY, ALABAMA 36109-0237 (USA)
 TEL: 334-277-8520 FAX: 334-272-7396 www.jrsmith.com



LOCATION

TRAPS

DEEP SEAL "P" TRAPS

FUNCTION: Provides the protection of an independent "deep seal" cast iron trap for use in conjunction with bottom outlet drains. Can be provided with bottom cleanout plug, trap primer connection or low flushing tapping.

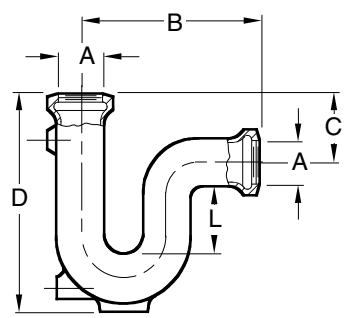


Fig. 7220T ... FEMALE THREADED INLET AND OUTLET

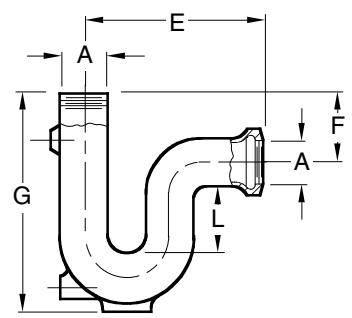


Fig. 7221T ... MALE THREADED INLET AND FEMALE THREADED OUTLET

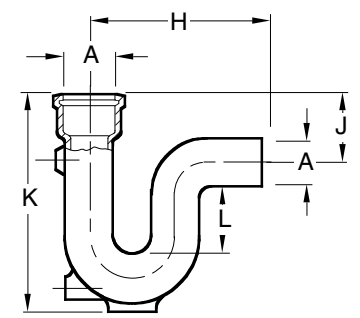


Fig. 7222C ... HUB INLET AND SPIGOT OUTLET
 Sized for Service Weight

A SIZE	B	C	D	E	F	G	H	J	K	L Seal
02(50)	6 1/4(160)	2 3/4(70)	10(255)	6 1/4(160)	2 3/4(70)	10(255)	10(255)	4(100)	11 1/2(290)	4(100)
03(75)	8(205)	3(76)	13(330)	8(205)	3(76)	13(330)	11 1/2(290)	4 1/2(115)	14 1/2(370)	5(125)
04(100)	9 3/4(250)	4 1/4(110)	15 1/2(395)	9 3/4(250)	6(150)	17 1/2(445)	14 3/4(375)	7(180)	18 1/2(470)	5(125)

REGULARLY FURNISHED:
 Duco Cast Iron Trap.

- VARIATIONS:**
- Bronze Cleanout Plug -BP
 - Flushing Connection 1/2(13) in. N.P.T. -FC
 - NO-HUB Adaptor (Specify Fig. 2646Y)
 - Trap Primer Connection -P050 1/2"(13), -P075 3/4"(19)

- OPTIONAL MATERIALS:**
- All Bronze -AB
 - A.R. Coated Inside -ARI
 - Galvanized Cast Iron -G

NOTE: Dimensions shown in parentheses are in millimeters.

DRAWING NUMBER S7220
 SIZE A
 SCALE: NONE
 DATE: 5-17-83
 APPROVED BY: SJM
 CHECKED BY: DT
 DRAWN BY: BS
 FIGURE NUMBER 7220,7221,7222

WE CAN ASSUME NO RESPONSIBILITY FOR USE OF SUPERSEDED OR VOID DATA

REV.	DATE	DESCRIPTION	BY	CKD. BY	WEIGHT POUNDS	VOLUME CUBIC FEET	FIGURE NUMBER
	11-6-98 11-27-95 8-19-94	Revised Table Added Millimeters Submittal Update	TBW EMB EMB	BS BS			7220,7221,7222