



SMITH

SPEEDI-SEAL[®]

NEOPRENE GASKETS

“**SPEEDI - SEAL**” GASKETS ARE DESIGNED FOR USE WITH SMITH INSIDE CAULK DRAINS AND CLEANOUTS. GASKETS ARE MADE IN TWO WEIGHTS FOR 02"(50), 03"(75) AND 04"(100) SIZES.

SERVICE WEIGHT - FOR ALL PIPING MATERIALS WHICH CONFORM TO CAST IRON SOIL PIPE SERVICE WEIGHT STANDARDS. THESE GASKETS HAVE YELLOW MARK ON TOP.

EXTRA HEAVY - FOR ALL PIPING MATERIALS WHICH CONFORM TO CAST IRON SOIL PIPE EXTRA HEAVY STANDARDS. THESE GASKETS HAVE BLACK TOP.

ALL GASKETS HAVE SIZE IDENTIFICATION MOULDED INTO TOP OF GASKET.

INSTALLATION TIPS


COLD WEATHER MAY CAUSE NEOPRENE TO STIFFEN. GASKET CAN BE SOFTENED BY WARMING OR WORKING (FLEXING BY HAND). COLD HAS NO EFFECT ON QUALITY OR LONGEVITY OF NEOPRENE.

A LUBRICANT MUST BE USED TO INSTALL GASKET (AVAILABLE AT SUPPLY HOUSE). A NEOPRENE ADHESIVE LUBRICANT IS ALSO AVAILABLE AND IS PARTICULARLY DESIRABLE WHEN GASKET IS USED WITH GLASS PIPE OR ENAMELED INTERIOR DRAINS.


INSTALLATION — SIMPLE — FAST — NO SPECIAL TOOLS REQUIRED



1 Install Caulk Support Strap (Fig. 9329) on pipe. Lubricate inside of drain hub and outside of pipe. Place drain body over pipe, resting on Support Strap.



2 Place Speedi-Set Gasket over pipe and work down inside hub. Apply pressure uniformly in circular motion so that gasket is forced down in even increments.



3 Final seating may be made with a blunt caulking tool and hammer. Only light tamping is normally required.

Gasket in final position should be even with top of hub. Some curling at top of gasket may be visible due to hub and pipe tolerances. Joint is now complete. Leave Caulk Support Strap permanently on pipe.

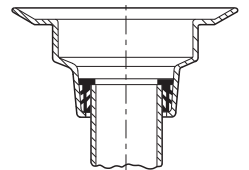
NOTE: DIMENSIONS SHOWN IN PARENTHESES ARE IN MILLIMETERS

CLEANOUT INSTALLATION - REMOVE PLUG. BECAUSE OF THREADED PLUG OPENING, GASKET MUST BE PLACED INSIDE CLEANOUT BODY FIRST. BODY AND GASKET ARE WORKED DOWN OVER PIPE.

SMITH[®] JAY R. SMITH MFG. CO.
 DIVISION OF SMITH INDUSTRIES, INC.
 POST OFFICE BOX 3237
 MONTGOMERY, ALABAMA 36109-0237 (USA)
 TEL: 334-277-8520 FAX: 334-272-7396 www.jrsmith.com



SPEEDI - SEAL GASKET



Caulk Support Strap (Fig. 9329)